

Info Dengue

Relatório de situação da dengue no Estado do Paraná

Data: 2016-04-14

Índice

Mapa do Estado

Código de Cores

Sinopse

Variáveis nas tabelas

R.S.01-Paranaguá

R.S.02-Curitiba

R.S.03-Ponta Grossa

R.S.04-Iratí

R.S.05-Guarapuava

R.S.06-União da Vitória

R.S.07-Pato Branco

R.S.08-Francisco Beltrão

R.S.09-Foz do Iguaçu

R.S.10-Cascavel

R.S.11-Campo Mourão

Sinopse

Situação da dengue para os municípios do estado Paraná, referentes a semana epidemiológica 09-2016, separados por regionais de saúde. Para maiores detalhes consultar <http://alerta.dengue.mat.br/>. Os municípios de Campo do Tenente, Doutor Ulysses e Tunas do Paraná (referentes a R.S.02-Curitiba), Ivaí e Porto Amazonas (referentes a R.S.03-Ponta Grossa), Campina do Simão e Reserva do Iguaçu (referentes a R.S.05-Guarapuava), Paulo Frontin (referente a R.S.06-União da Vitória) e Jaboti (referente a R.S.19-Jacarezinho), não constam do presente relatório uma vez que não foram observadas notificações de casos de dengue para o período avaliado (2010 a 2016).

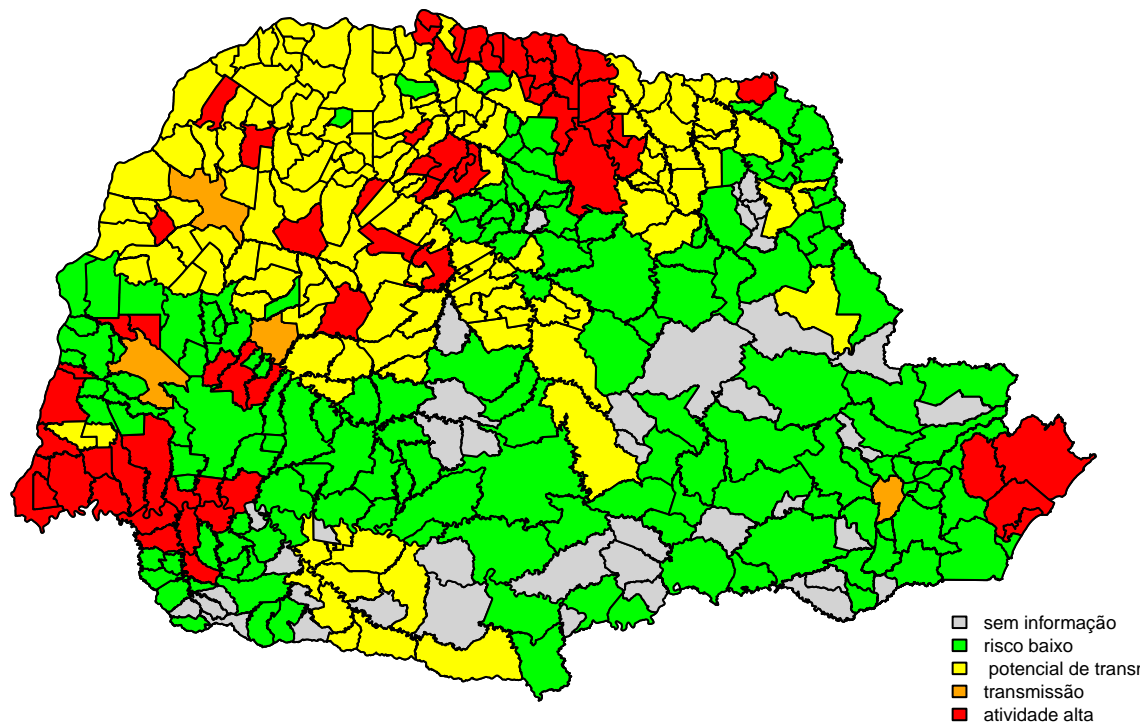
Variáveis nas tabelas

- SE = semana epidemiológica
- tweet = número de tweets indicativos de casos de dengue na cidade
- temp = média das temperaturas mínimas da semana
- casos = casos notificados de dengue
- casos.esp = número de casos estimados após correção pelo atraso de notificação
- maxcasos = número máximo de casos estimados (IC 95%)
- p(Rt1) = probabilidade do número reprodutivo ser maior que 1 (indica transmissão)
- inc = incidência por 100.000 hab
- nivel = nível do alerta (1 = mais baixo, 4 = mais alto)
- cor = cor do alerta (verde, amarelo, laranja, vermelho)

volta

Mapa do Estado

Mapa EPR
Semana 09 de 2016



Código de cores

CINZA = Sem informação

Características: ausência de notificação de casos de dengue em um município devido a falta de casos ou problemas de notificação.

VERDE = Baixa atividade

Características: temperatura mínima desfavorável para aumento da população de *Aedes aegypti*, atividade de tweet normal (não aumentada), sem evidência transmissão sustentada

AMARELO = Atenção, há condições para transmissão

Características: temperatura favorável ao aumento da população de *Aedes aegypti*, atividade de tweet aumentada

LARANJA = Transmissão

Característica: número reprodutivo >1 por 3 semanas

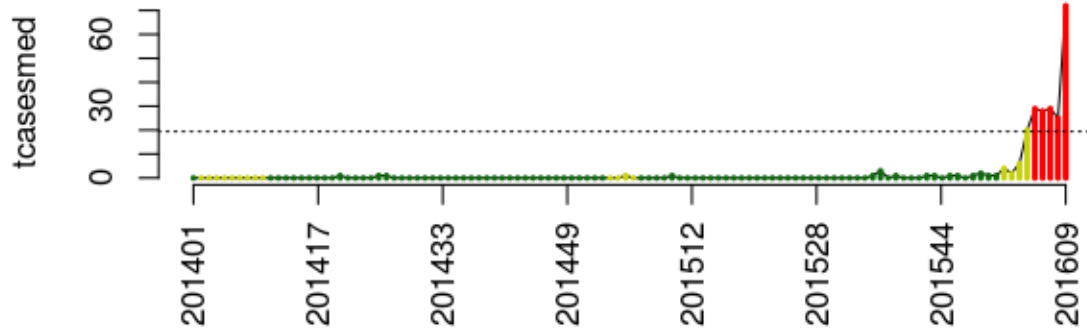
VERMELHO = Atividade alta

Característica: incidência $> 100:100.000$

R.S.01-Paranaguá

Antonina, Guaraqueçaba, Guaratuba, Matinhos, Morretes, Paranaguá, Pontal do Paraná

Antonina

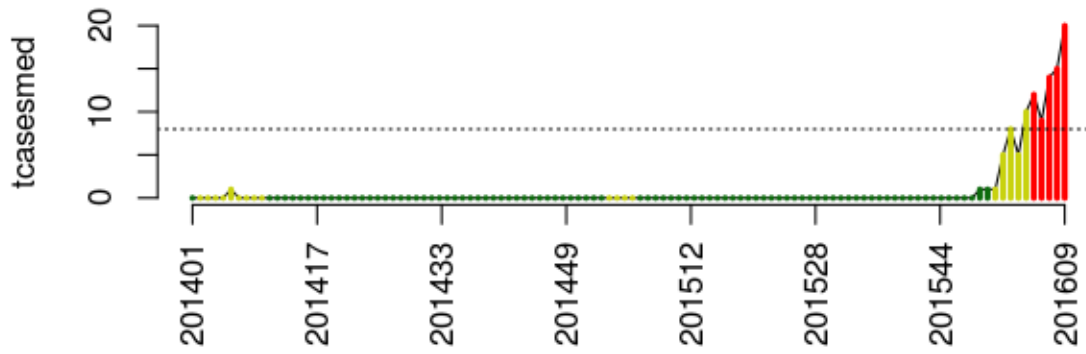


Histórico

SE	tweet	temp	casos	casos.esp	maxcasos	p(Rt1)	inc	nivel	cor
201606	3	21	27	28	28	0.94	144.2	4	vermelho
201607	1	24	28	29	30	0.76	149.4	4	vermelho
201608	0	23.43	23	25	26	0.4	128.8	4	vermelho
201609	1	20.71	54	72	74	1	370.9	4	vermelho

volta

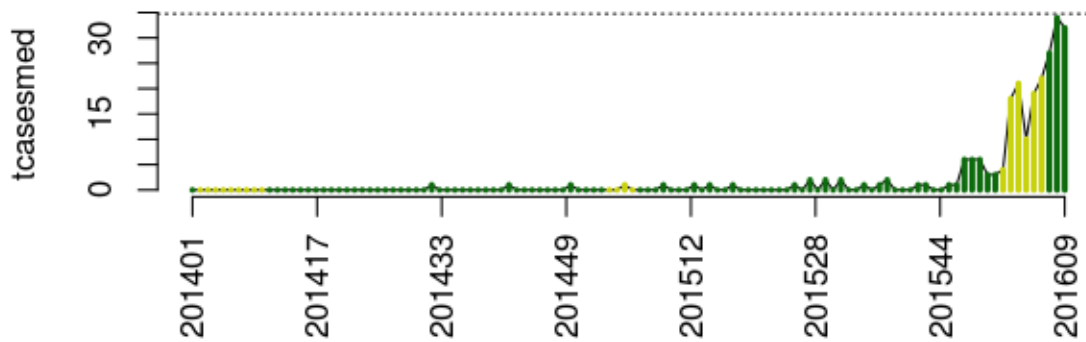
Guaraqueçaba



Histórico

SE	tweet	temp	casos	casos.esp	maxcasos	p(Rt1)	inc	nivel	cor
201606	0	21	9	9	9	0.52	112.7	4	vermelho
201607	0	24	14	14	15	0.79	175.3	4	vermelho
201608	0	23.43	14	15	16	0.77	187.8	4	vermelho
201609	0	20.71	16	20	21	0.89	250.4	4	vermelho

Guaratuba

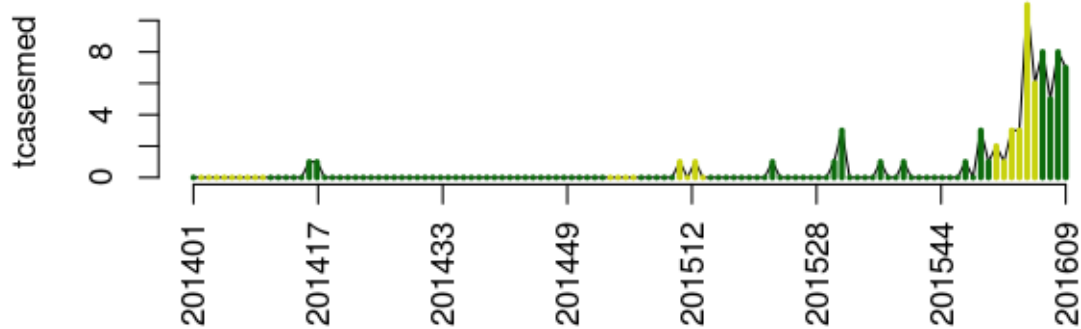


Histórico

SE	tweet	temp	casos	casos.esp	maxcasos	p(Rt1)	inc	nivel	cor
201606	0	21	22	22	23	0.83	63.28	2	amarelo
201607	0	24	26	27	28	0.91	77.66	1	verde
201608	0	23.43	30	34	34	0.95	97.79	1	verde
201609	0	20.71	25	32	33	0.76	92.04	1	verde

volta

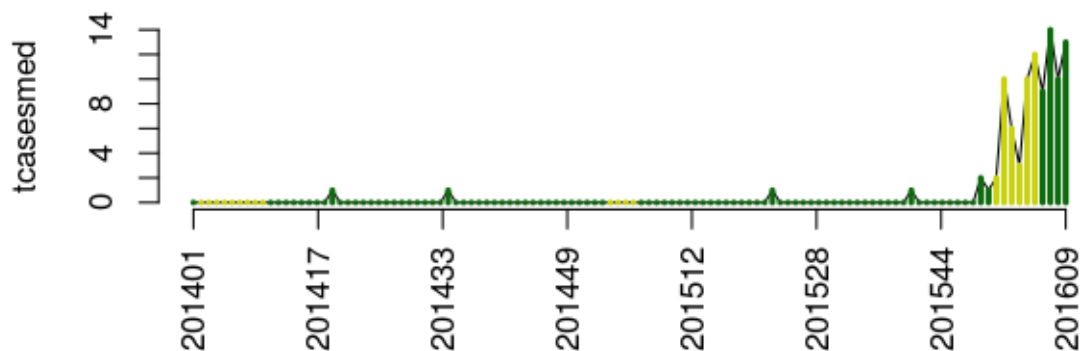
Matinhos



Histórico

	SE	tweet	temp	casos	casos.esp	maxcasos	p(Rt1)	inc	nivel	cor
201606		7	21	8	8	8	0.64	24.88	1	verde
201607		5	24	5	5	5	0.26	15.55	1	verde
201608		6	23.43	8	8	9	0.62	24.88	1	verde
201609		0	20.71	6	7	7	0.54	21.77	1	verde

Morretes

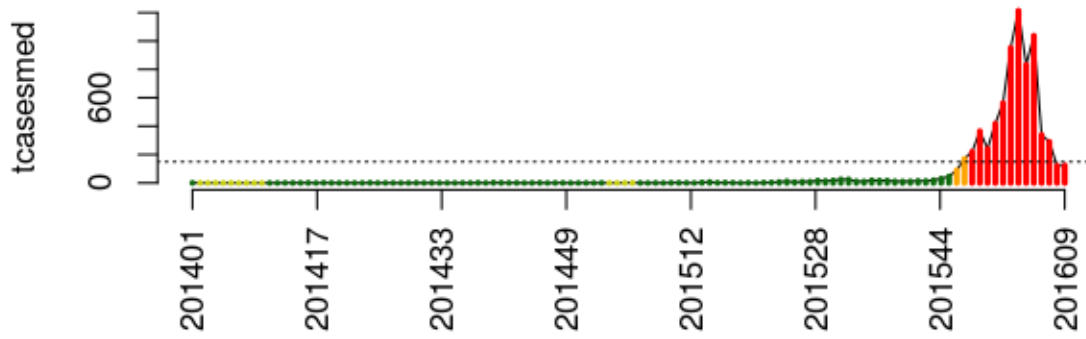


Histórico

	SE	tweet	temp	casos	casos.esp	maxcasos	p(Rt1)	inc	nivel	cor
201606		0	21	9	9	9	0.57	54.94	1	verde
201607		0	24	14	14	15	0.8	85.46	1	verde
201608		2	23.43	10	10	11	0.43	61.05	1	verde
201609		0	20.71	11	13	14	0.63	79.36	1	verde

volta

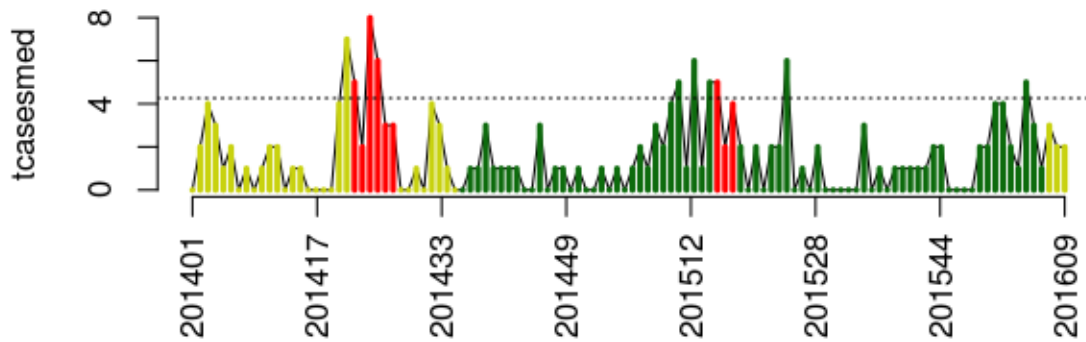
Paranaguá



Histórico

SE	tweet	temp	casos	casos.esp	maxcasos	p(Rt1)	inc	nivel	cor
201606	94	21	317	339	340	0	226.8	4	vermelho
201607	105	24	263	290	292	0	194	4	vermelho
201608	77	23.43	105	122	124	0	81.62	4	vermelho
201609	50	20.71	91	124	126	0	82.96	4	vermelho

Pontal do Paraná



Histórico

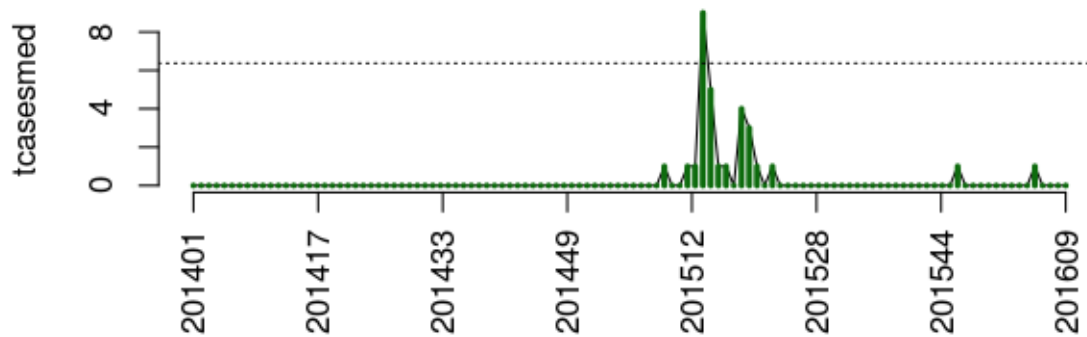
SE	tweet	temp	casos	casos.esp	maxcasos	p(Rt1)	inc	nivel	cor
201606	0	22.5	1	1	1	0.13	23.45	1	verde
201607	0	23.43	3	3	3	0.54	70.36	2	amarelo
201608	0	21.43	2	2	2	0.43	46.9	2	amarelo
201609	0	19.71	2	2	2	0.46	46.9	2	amarelo

volta

R.S.02-Curitiba

Adrianópolis, Agudos do Sul, Almirante Tamandaré, Araucária, Balsa Nova, Bocaiúva do Sul, Campina Grande do Sul, Campo Largo, Campo Magro, Cerro Azul, Colombo, Contenda, Curitiba, Fazenda Rio Grande, Itaperuçu, Lapa, Mandirituba, Pien, Pinhais, Piraquara, Quatro Barras, Quitandinha, Rio Branco do Sul, Rio Negro, São José dos Pinhais, Tijucas do Sul

Adrianópolis

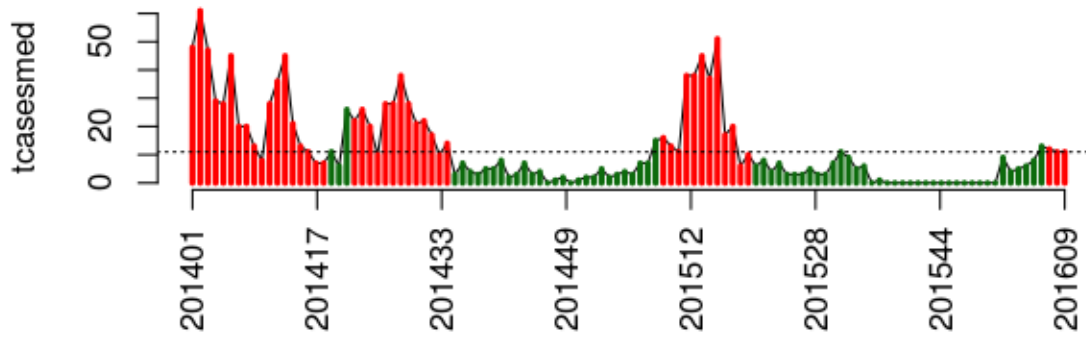


Histórico

SE	tweet	temp	casos	casos.esp	maxcasos	p(Rt1)	inc	nivel	cor
201606	0	16.5	0	0	0	0	0	1	verde
201607	0	19.71	0	0	0	0	0	1	verde
201608	0	19.57	0	0	0	0	0	1	verde
201609	0	16.67	0	0	0	0	0	1	verde

volta

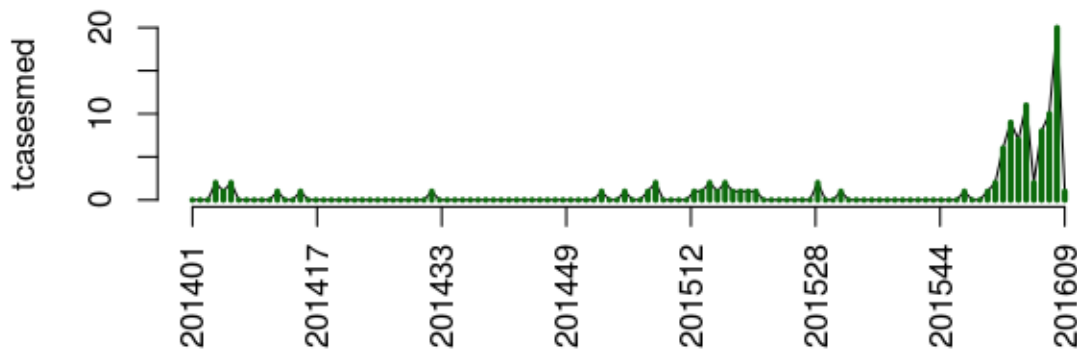
Agudos do Sul



Histórico

SE	tweet	temp	casos	casos.esp	maxcasos	p(Rt1)	inc	nivel	cor
201606	0	21	11	13	13	0.93	118.6	1	verde
201607	0	22.57	10	12	13	0.78	109.4	4	vermelho
201608	0	21.57	8	11	11	0.54	100.3	4	vermelho
201609	0	19.86	7	11	12	0.47	100.3	4	vermelho

Almirante Tamandaré

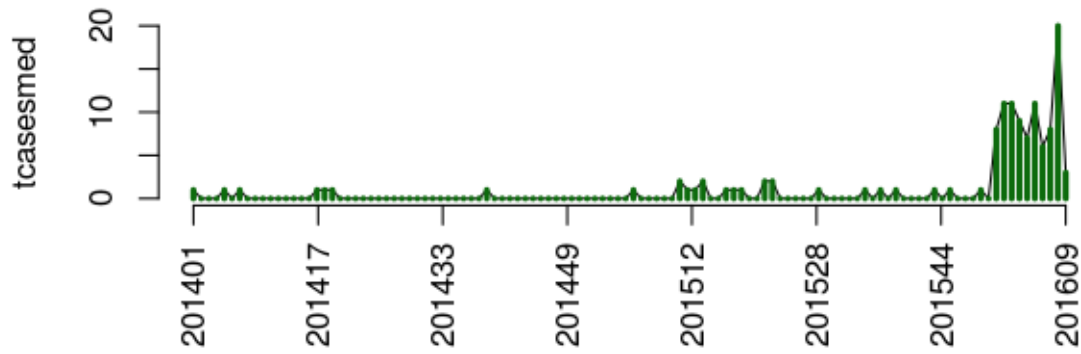


Histórico

SE	tweet	temp	casos	casos.esp	maxcasos	p(Rt1)	inc	nivel	cor
201606	0	16.5	7	8	8	0.58	7.169	1	verde
201607	0	19.71	8	10	10	0.8	8.962	1	verde
201608	0	19.57	13	20	22	0.99	17.92	1	verde
201609	0	16.67	1	1	2	0	0.8962	1	verde

volta

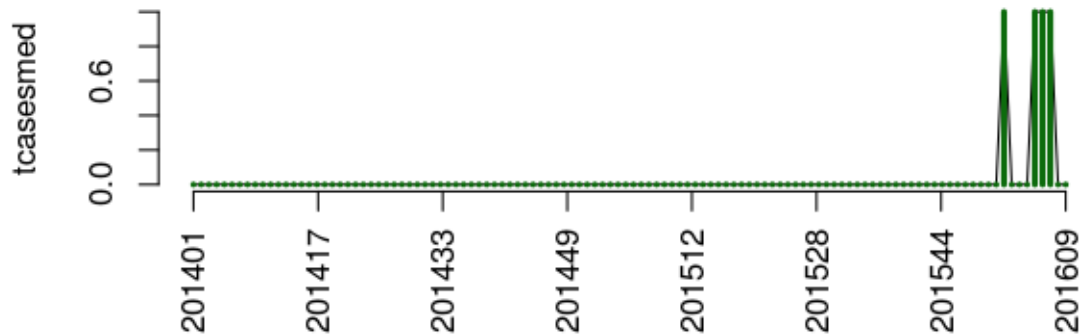
Araucaria



Histórico

SE	tweet	temp	casos	casos.esp	maxcasos	p(Rt1)	inc	nivel	cor
201606	1	16.5	6	6	7	0.24	4.568	1	verde
201607	0	19.71	7	8	9	0.47	6.09	1	verde
201608	1	19.57	13	20	22	0.98	15.23	1	verde
201609	2	16.67	2	3	4	0.02	2.284	1	verde

Balsa Nova

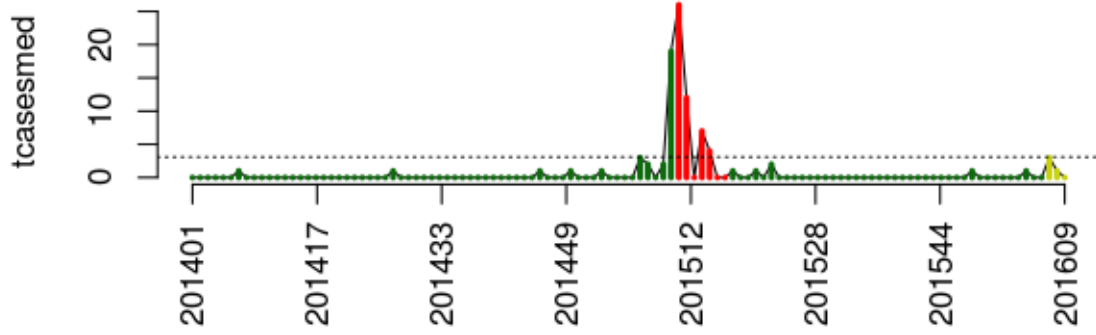


Histórico

SE	tweet	temp	casos	casos.esp	maxcasos	p(Rt1)	inc	nivel	cor
201606	0	16.5	1	1	1	0.79	8.197	1	verde
201607	0	19.71	1	1	1	0.64	8.197	1	verde
201608	0	19.57	0	0	0	0	0	1	verde
201609	0	16.67	0	0	0	0	0	1	verde

volta

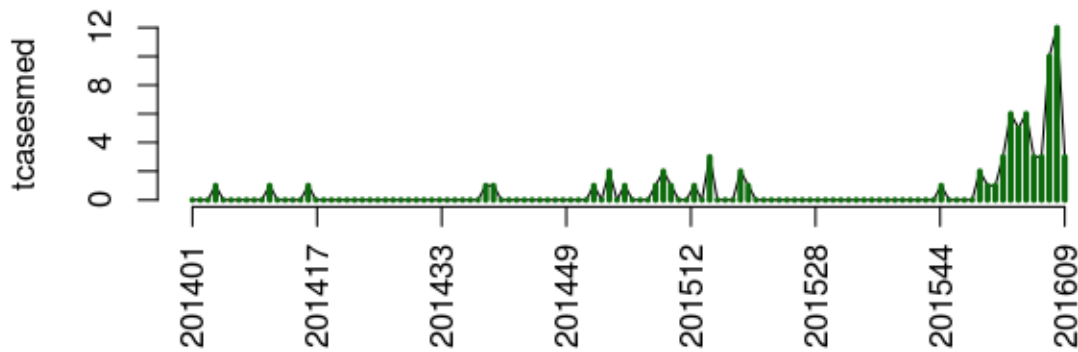
Bocaiúva do Sul



Histórico

SE	tweet	temp	casos	casos.esp	maxcasos	p(Rt1)	inc	nivel	cor
201606	0	22.5	0	0	0	0	0	1	verde
201607	0	23.43	3	3	3	0.95	97.21	2	amarelo
201608	0	21.43	1	1	1	0.55	32.4	2	amarelo
201609	0	19.71	0	0	0	0	0	2	amarelo

Campina Grande do Sul

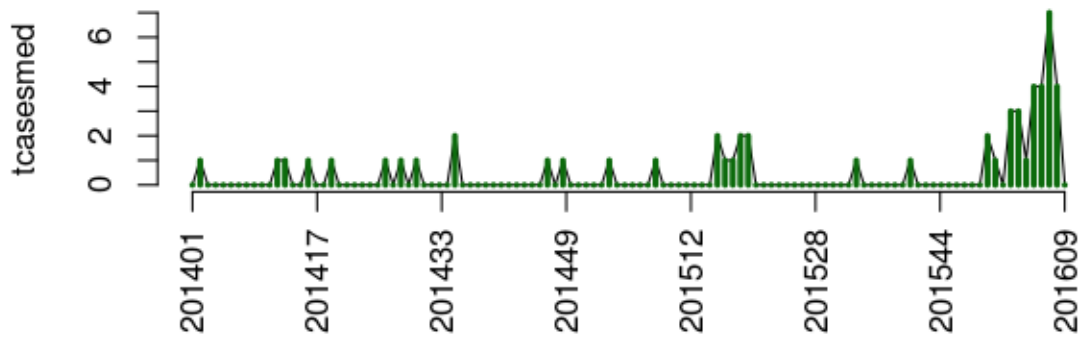


Histórico

SE	tweet	temp	casos	casos.esp	maxcasos	p(Rt1)	inc	nivel	cor
201606	0	16.5	3	3	3	0.26	7.238	1	verde
201607	0	19.71	8	10	11	0.94	24.13	1	verde
201608	0	19.57	8	12	13	0.94	28.95	1	verde
201609	0	16.67	2	3	4	0.07	7.238	1	verde

volta

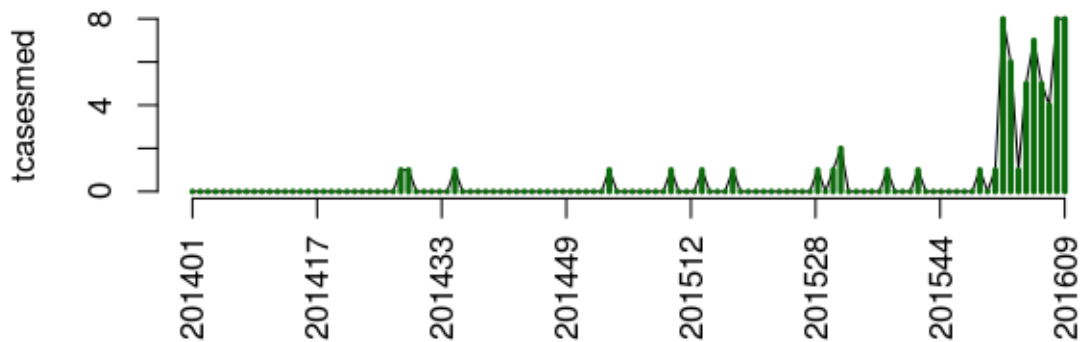
Campo Largo



Histórico

SE	tweet	temp	casos	casos.esp	maxcasos	p(Rt1)	inc	nivel	cor
201606	2	16.5	4	4	4	0.73	3.267	1	verde
201607	0	19.71	6	7	8	0.88	5.717	1	verde
201608	1	19.57	3	4	4	0.45	3.267	1	verde
201609	0	16.67	0	0	0	0	0	1	verde

Campo Magro

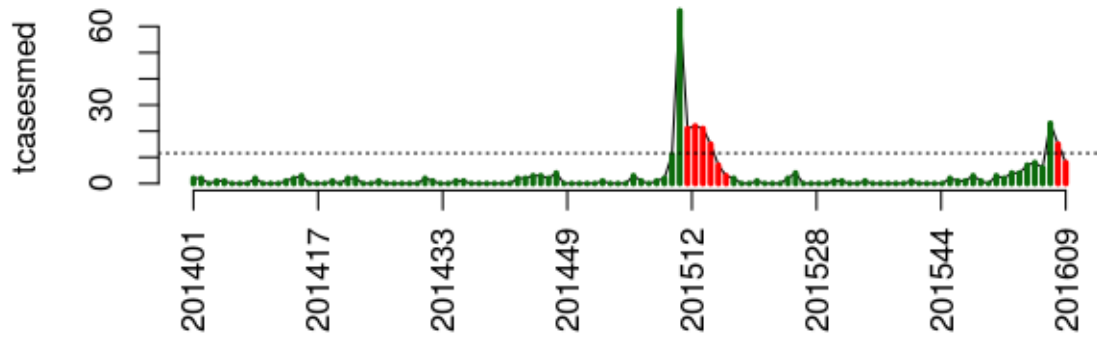


Histórico

SE	tweet	temp	casos	casos.esp	maxcasos	p(Rt1)	inc	nivel	cor
201606	0	16.5	5	5	6	0.56	18.42	1	verde
201607	0	19.71	4	4	5	0.34	14.74	1	verde
201608	0	19.57	6	8	9	0.77	29.47	1	verde
201609	0	16.67	4	8	9	0.74	29.47	1	verde

volta

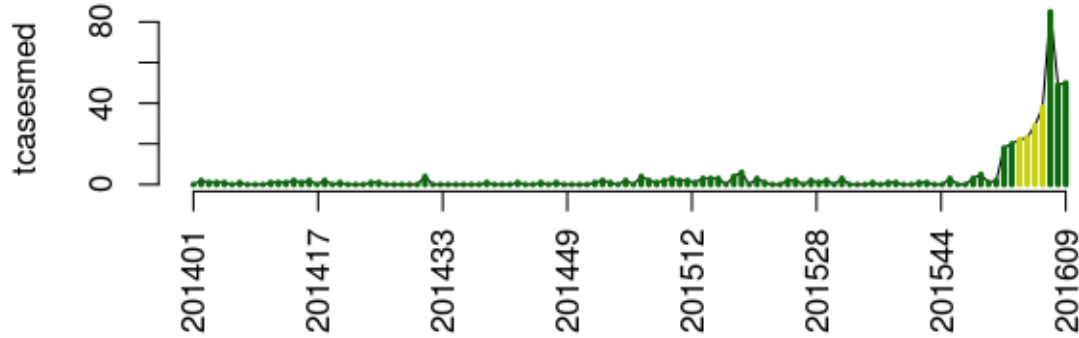
Cerro Azul



Histórico

SE	tweet	temp	casos	casos.esp	maxcasos	p(Rt1)	inc	nivel	cor
201606	0	22	6	6	6	0.5	51.77	1	verde
201607	0	NA	21	23	24	1	198.5	1	verde
201608	0	NA	13	15	16	0.78	129.4	4	vermelho
201609	3	NA	6	8	9	0.09	69.03	4	vermelho

Colombo

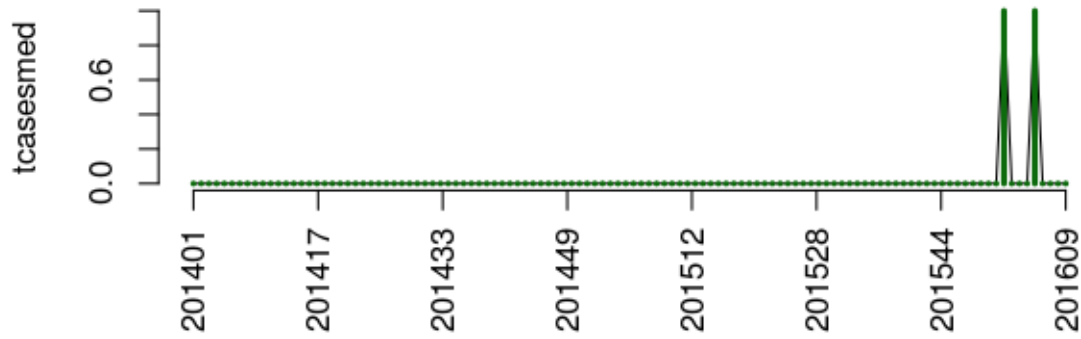


Histórico

SE	tweet	temp	casos	casos.esp	maxcasos	p(Rt1)	inc	nivel	cor
201606	0	16.5	31	38	39	0.96	16.53	2	amarelo
201607	2	19.71	60	85	87	1	36.98	1	verde
201608	3	19.57	30	49	52	0.63	21.32	1	verde
201609	1	16.67	21	50	53	0.29	21.75	1	verde

volta

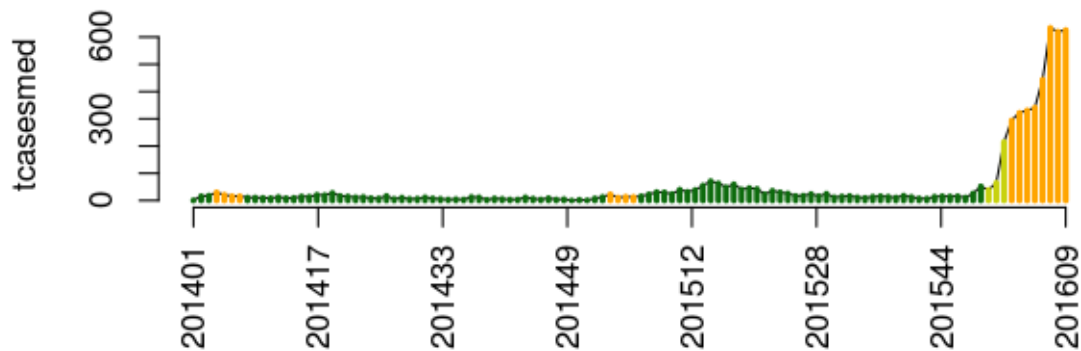
Contenda



Histórico

SE	tweet	temp	casos	casos.esp	maxcasos	p(Rt1)	inc	nivel	cor
201606	0	16.5	0	0	0	0	0	1	verde
201607	0	19.71	0	0	0	0	0	1	verde
201608	0	19.57	0	0	0	0	0	1	verde
201609	0	16.67	0	0	0	0	0	1	verde

Curitiba

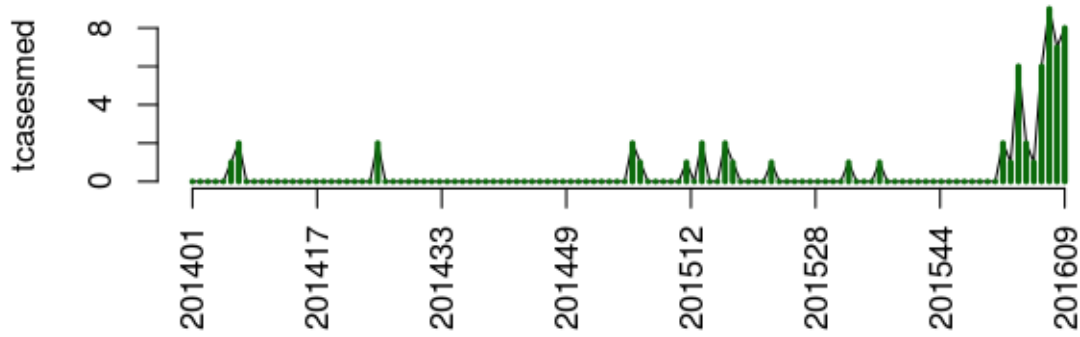


Histórico

SE	tweet	temp	casos	casos.esp	maxcasos	p(Rt1)	inc	nivel	cor
201606	201	16.5	336	444	448	1	23.81	3	laranja
201607	210	19.71	425	634	639	1	34.01	3	laranja
201608	138	19.57	341	620	627	1	33.25	3	laranja
201609	110	16.67	235	626	633	0.99	33.58	3	laranja

volta

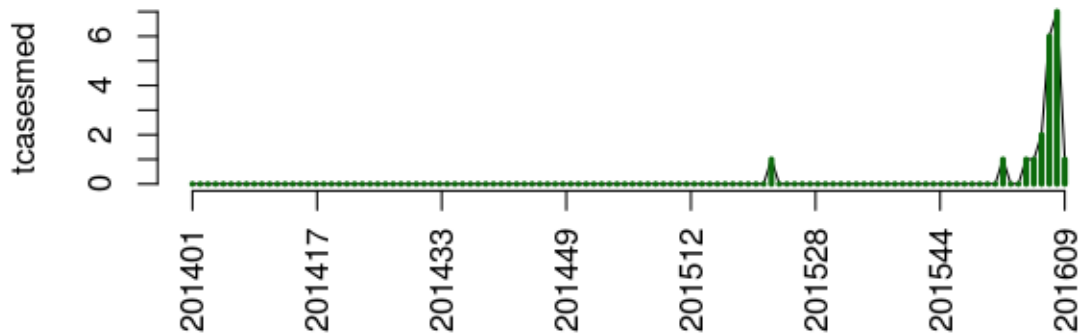
Fazenda Rio Grande



Histórico

SE	tweet	temp	casos	casos.esp	maxcasos	p(Rt1)	inc	nivel	cor
201606	1	16.5	6	6	7	0.86	6.619	1	verde
201607	0	19.71	7	9	9	0.95	9.929	1	verde
201608	0	19.57	5	7	7	0.71	7.722	1	verde
201609	0	16.67	4	8	9	0.62	8.825	1	verde

Itaperuçu

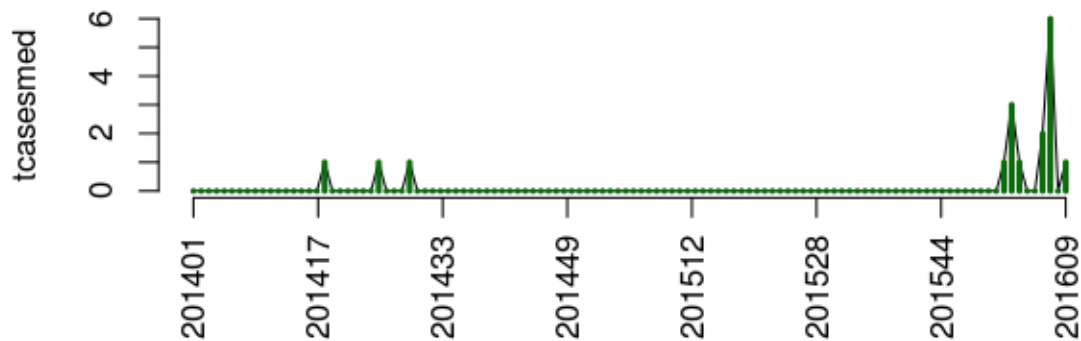


Histórico

SE	tweet	temp	casos	casos.esp	maxcasos	p(Rt1)	inc	nivel	cor
201606	0	16.5	2	2	2	0.82	7.584	1	verde
201607	0	19.71	5	6	6	0.96	22.75	1	verde
201608	0	19.57	5	7	8	0.91	26.54	1	verde
201609	0	16.67	1	1	2	0.05	3.792	1	verde

volta

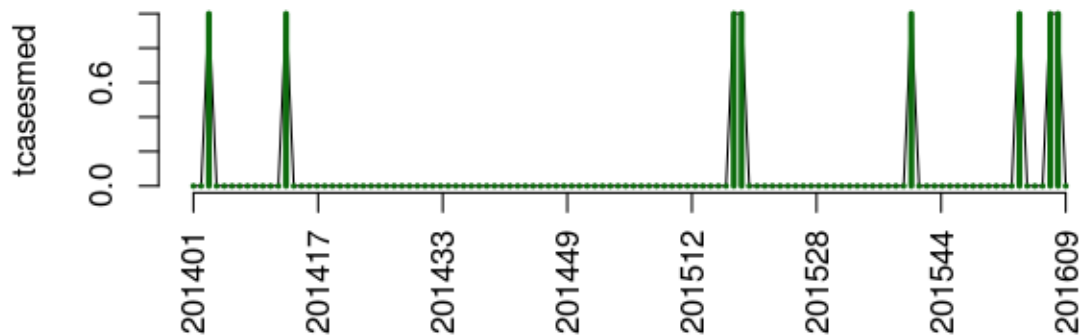
Lapa



Histórico

SE	tweet	temp	casos	casos.esp	maxcasos	p(Rt1)	inc	nivel	cor
201606	1	16.5	2	2	2	0.84	4.229	1	verde
201607	0	19.71	5	6	6	0.98	12.69	1	verde
201608	0	19.57	0	0	0	0	0	1	verde
201609	0	16.67	1	1	2	0.17	2.114	1	verde

Mandirituba

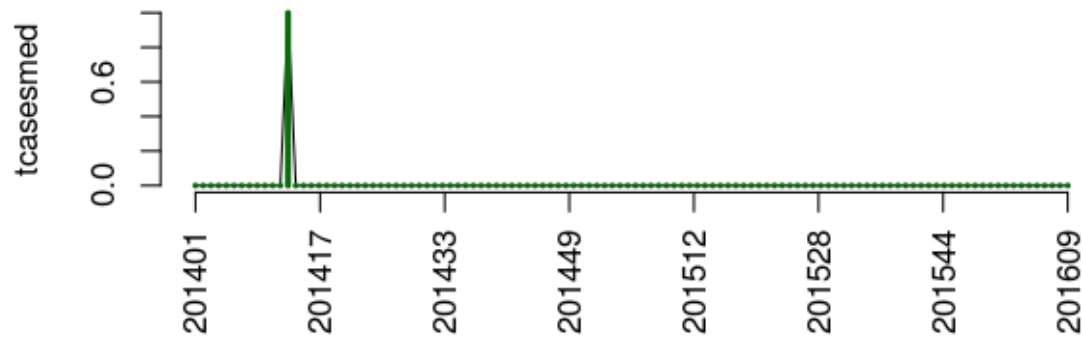


Histórico

SE	tweet	temp	casos	casos.esp	maxcasos	p(Rt1)	inc	nivel	cor
201606	1	16.5	0	0	0	0	0	1	verde
201607	1	19.71	1	1	1	0.89	4.079	1	verde
201608	0	19.57	1	1	1	0.79	4.079	1	verde
201609	0	16.67	0	0	0	0	0	1	verde

volta

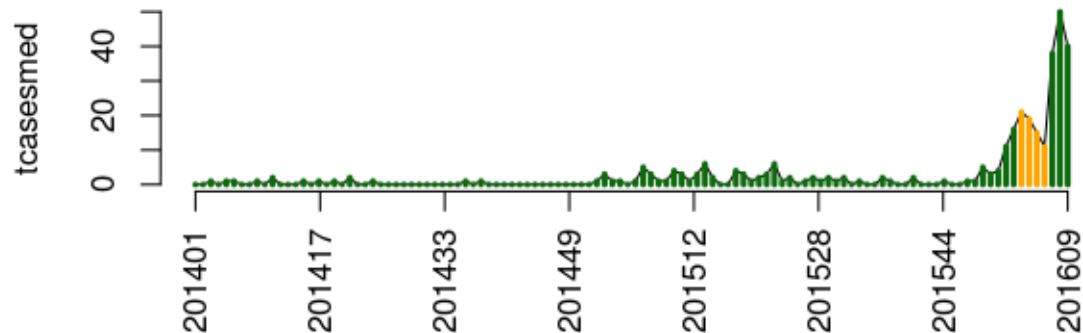
Pien



Histórico

SE	tweet	temp	casos	casos.esp	maxcasos	p(Rt1)	inc	nivel	cor
201606	0	16.5	0	0	0	0.5	0	1	verde
201607	0	19.71	0	0	0	0.5	0	1	verde
201608	0	19.57	0	0	0	0.5	0	1	verde
201609	0	16.67	0	0	0	0.5	0	1	verde

Pinhais

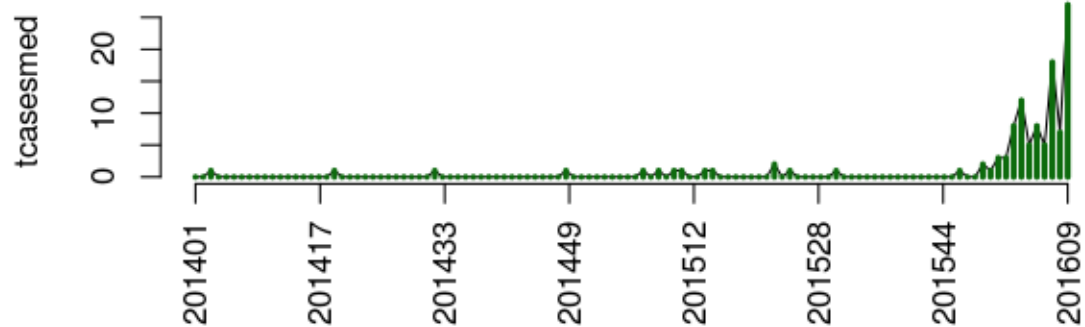


Histórico

SE	tweet	temp	casos	casos.esp	maxcasos	p(Rt1)	inc	nivel	cor
201606	1	16.5	10	11	12	0.12	8.743	3	laranja
201607	0	19.71	28	38	39	1	30.2	1	verde
201608	1	19.57	30	50	52	1	39.74	1	verde
201609	0	16.67	17	40	42	0.83	31.79	1	verde

volta

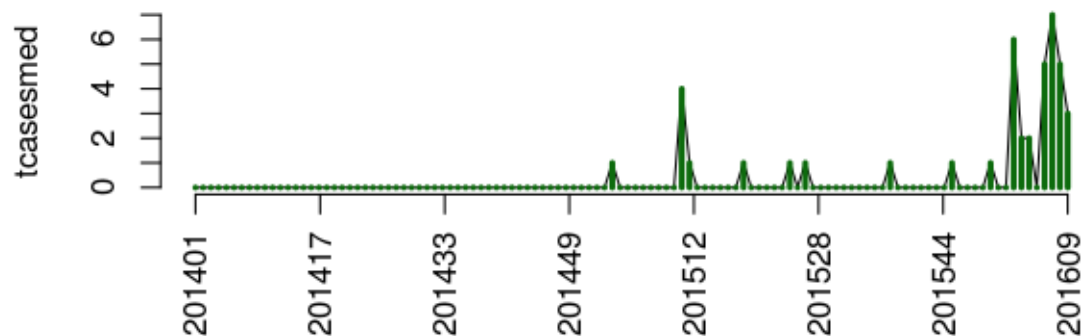
Piraquara



Histórico

SE	tweet	temp	casos	casos.esp	maxcasos	p(Rt1)	inc	nivel	cor
201606	1	16.5	5	5	6	0.23	4.864	1	verde
201607	0	19.71	14	18	19	0.98	17.51	1	verde
201608	0	19.57	5	7	8	0.31	6.809	1	verde
201609	0	16.67	12	27	29	0.99	26.27	1	verde

Quatro Barras

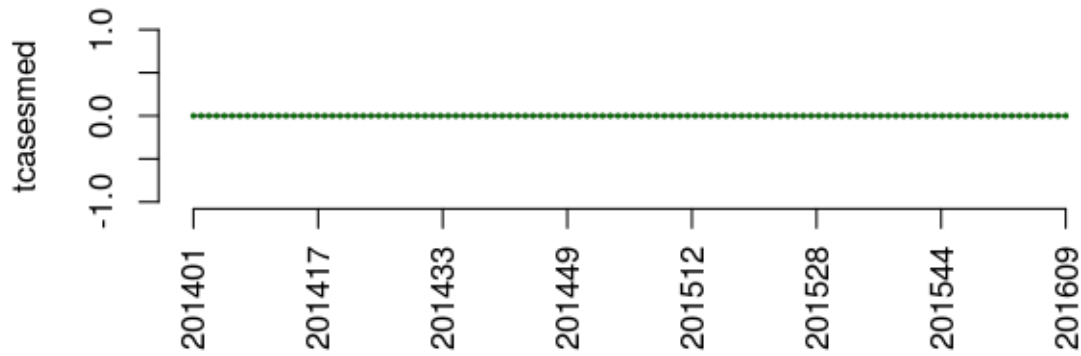


Histórico

SE	tweet	temp	casos	casos.esp	maxcasos	p(Rt1)	inc	nivel	cor
201606	0	16.5	5	5	6	0.89	23	1	verde
201607	0	19.71	6	7	8	0.94	32.2	1	verde
201608	0	19.57	4	5	6	0.65	23	1	verde
201609	0	16.67	2	3	4	0.23	13.8	1	verde

volta

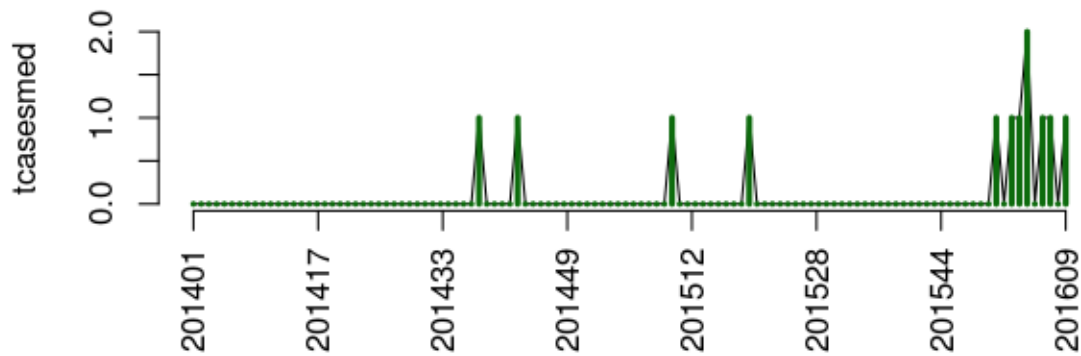
Quitandinha



Histórico

SE	tweet	temp	casos	casos.esp	maxcasos	p(Rt1)	inc	nivel	cor
201606	0	16.5	0	0	0	0.5	0	1	verde
201607	0	19.71	0	0	0	0.5	0	1	verde
201608	0	19.57	0	0	0	0.5	0	1	verde
201609	0	16.67	0	0	0	0.5	0	1	verde

Rio Branco do Sul

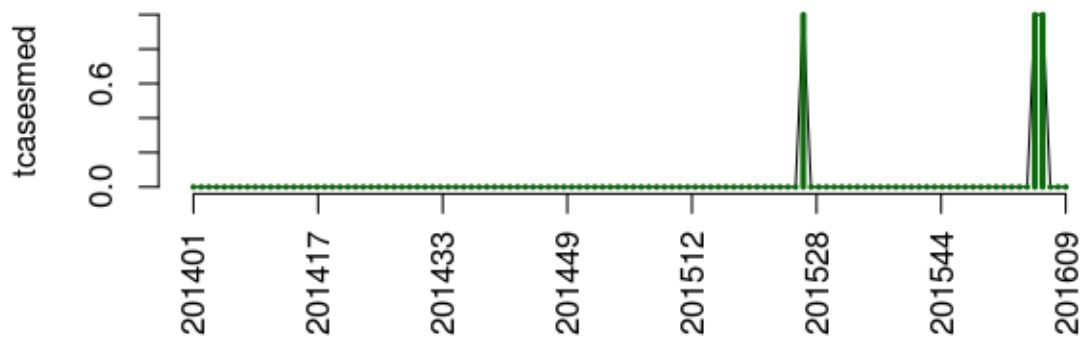


Histórico

SE	tweet	temp	casos	casos.esp	maxcasos	p(Rt1)	inc	nivel	cor
201606	0	16.5	1	1	1	0.48	3.116	1	verde
201607	0	19.71	1	1	1	0.54	3.116	1	verde
201608	0	19.57	0	0	0	0	0	1	verde
201609	0	16.67	1	1	2	0.62	3.116	1	verde

volta

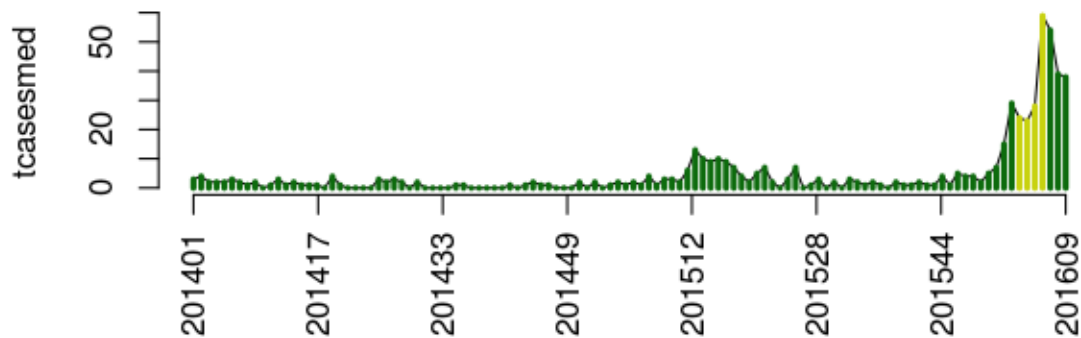
Rio Negro



Histórico

SE	tweet	temp	casos	casos.esp	maxcasos	p(Rt1)	inc	nivel	cor
201606	1	16.5	1	1	1	0.8	3.016	1	verde
201607	2	19.71	0	0	0	0	0	1	verde
201608	0	19.57	0	0	0	0	0	1	verde
201609	1	16.67	0	0	0	0	0	1	verde

São José dos Pinhais

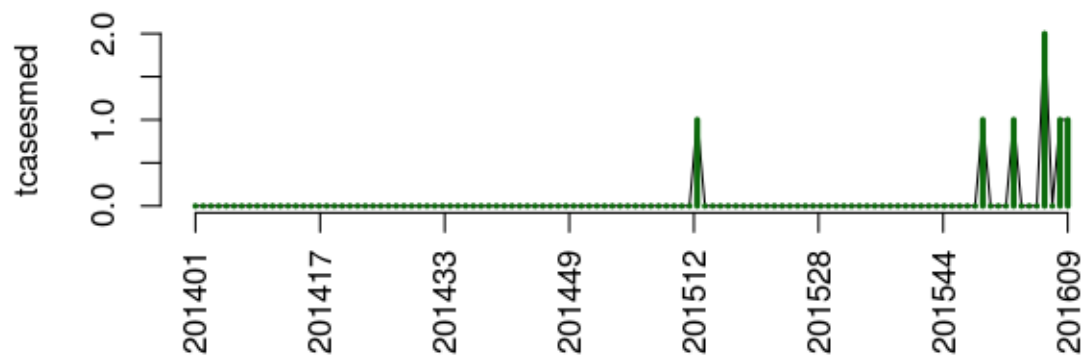


Histórico

SE	tweet	temp	casos	casos.esp	maxcasos	p(Rt1)	inc	nivel	cor
201606	17	16.5	47	59	61	1	20.14	2	amarelo
201607	12	19.71	39	54	56	0.98	18.43	1	verde
201608	8	19.57	24	39	41	0.28	13.31	1	verde
201609	14	16.67	16	38	40	0.17	12.97	1	verde

volta

Tijucas do Sul



Histórico

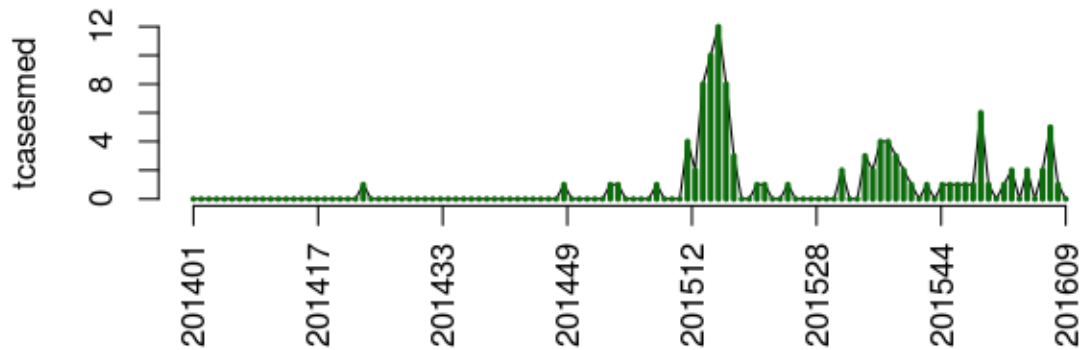
SE	tweet	temp	casos	casos.esp	maxcasos	p(Rt1)	inc	nivel	cor
201606	0	16.5	2	2	2	0.95	12.68	1	verde
201607	0	19.71	0	0	0	0	0	1	verde
201608	0	19.57	1	1	1	0.59	6.339	1	verde
201609	0	16.67	1	1	2	0.58	6.339	1	verde

volta

R.S.03-Ponta Grossa

Arapoti, Carambeí, Castro, Ipiranga, Jaguariaiva, Palmeira, Piraí do Sul, Ponta Grossa, São João do Triunfo, Senges

Arapoti



Histórico

SE	tweet	temp	casos	casos.esp	maxcasos	p(Rt1)	inc	nivel	cor
201606	0	NA	2	2	2	0.75	7.309	1	verde
201607	0	NA	5	5	5	0.94	18.27	1	verde
201608	0	NA	1	1	1	0.23	3.655	1	verde
201609	0	NA	0	0	0	0	0	1	verde

volta

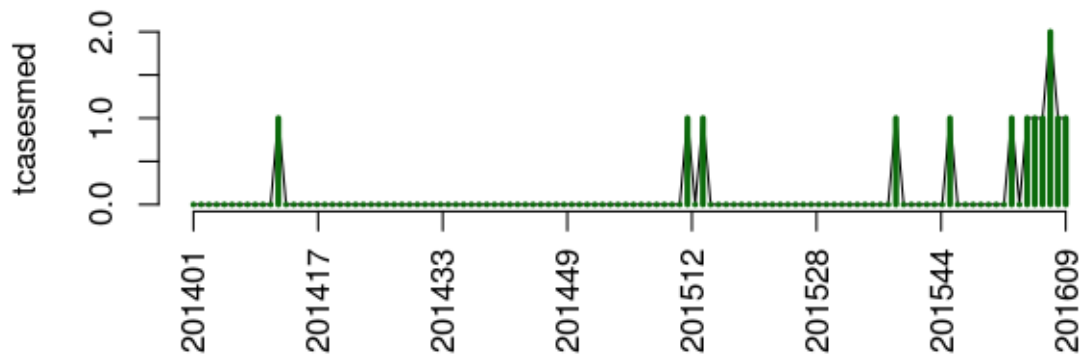
Carambeí



Histórico

SE	tweet	temp	casos	casos.esp	maxcasos	p(Rt1)	inc	nivel	cor
201606	0	NA	0	0	0	0	0	1	verde
201607	0	NA	1	1	1	0.84	4.71	1	verde
201608	0	NA	2	2	2	0.9	9.419	1	verde
201609	0	NA	0	0	0	0	0	1	verde

Castro

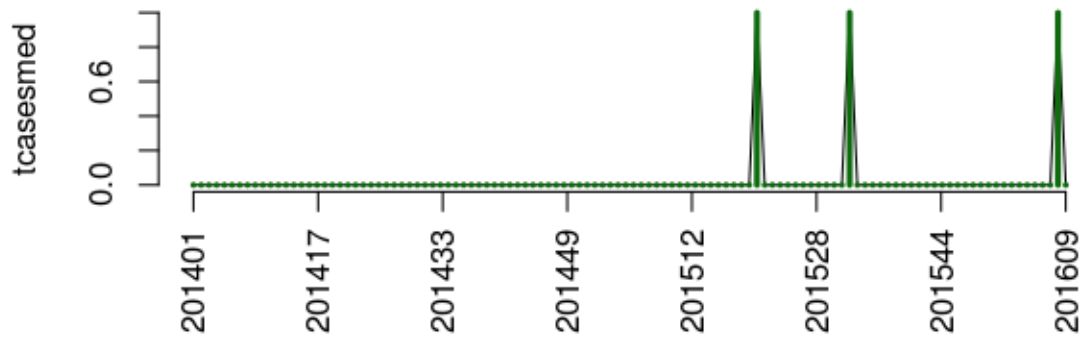


Histórico

SE	tweet	temp	casos	casos.esp	maxcasos	p(Rt1)	inc	nivel	cor
201606	1	NA	1	1	1	0.6	1.419	1	verde
201607	4	NA	2	2	2	0.75	2.839	1	verde
201608	1	NA	1	1	1	0.43	1.419	1	verde
201609	2	NA	1	1	1	0.4	1.419	1	verde

volta

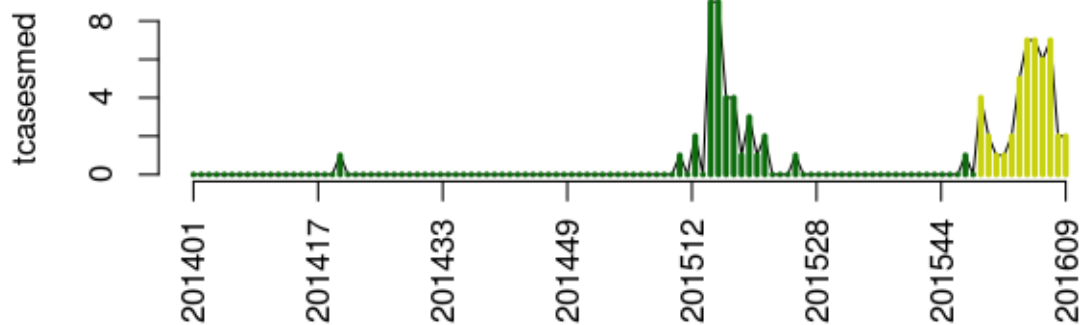
Ipiranga



Histórico

SE	tweet	temp	casos	casos.esp	maxcasos	p(Rt1)	inc	nivel	cor
201606	0	NA	0	0	0	0	0	1	verde
201607	0	NA	0	0	0	0	0	1	verde
201608	0	NA	1	1	1	0.94	6.714	1	verde
201609	0	NA	0	0	0	0	0	1	verde

Jaguariaiva

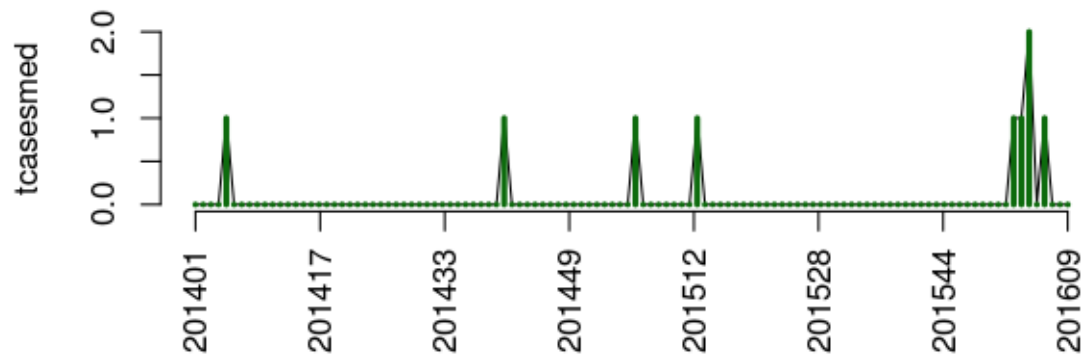


Histórico

SE	tweet	temp	casos	casos.esp	maxcasos	p(Rt1)	inc	nivel	cor
201606	0	NA	6	6	6	0.52	17.5	2	amarelo
201607	0	NA	7	7	7	0.57	20.42	2	amarelo
201608	0	NA	2	2	2	0.06	5.833	2	amarelo
201609	0	NA	2	2	2	0.11	5.833	2	amarelo

volta

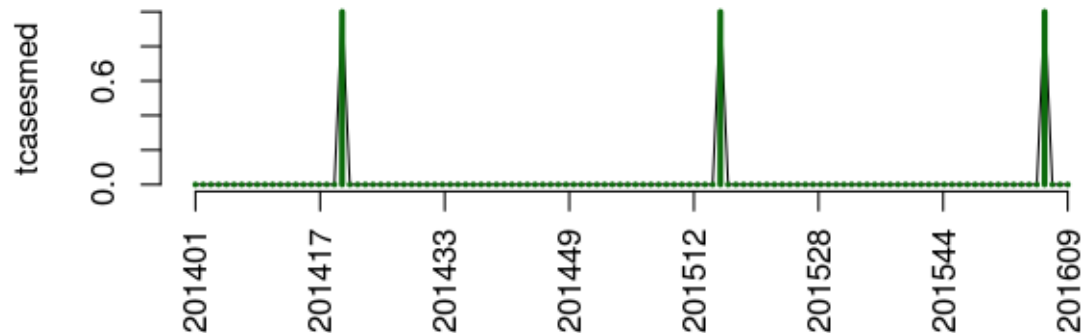
Palmeira



Histórico

SE	tweet	temp	casos	casos.esp	maxcasos	p(Rt1)	inc	nivel	cor
201606	2	NA	1	1	1	0.48	2.975	1	verde
201607	0	NA	0	0	0	0	0	1	verde
201608	2	NA	0	0	0	0	0	1	verde
201609	0	NA	0	0	0	0	0	1	verde

Piraí do Sul

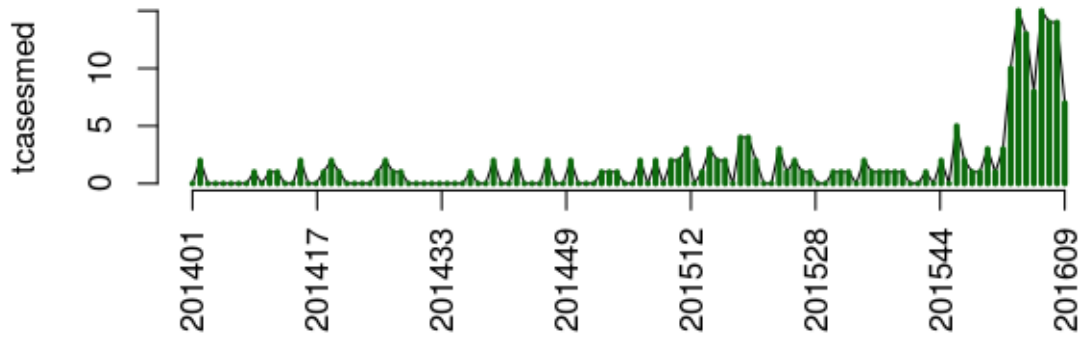


Histórico

SE	tweet	temp	casos	casos.esp	maxcasos	p(Rt1)	inc	nivel	cor
201606	0	NA	1	1	1	0.94	4.035	1	verde
201607	0	NA	0	0	0	0	0	1	verde
201608	0	NA	0	0	0	0	0	1	verde
201609	0	NA	0	0	0	0	0	1	verde

volta

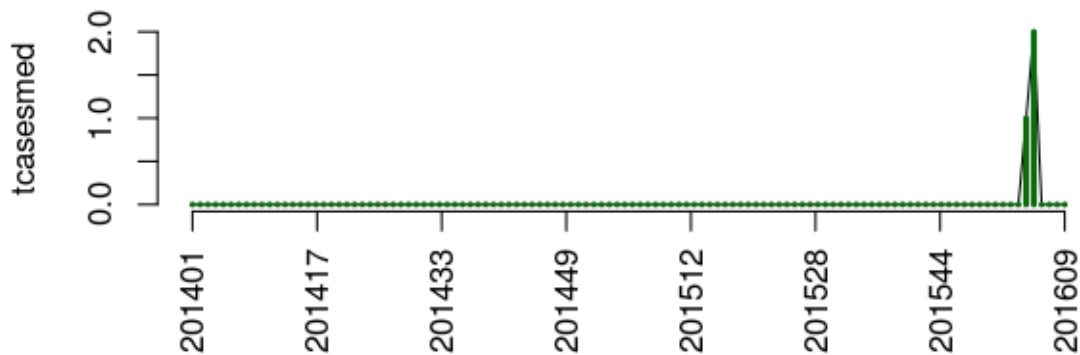
Ponta Grossa



Histórico

	SE	tweet	temp	casos	casos.esp	maxcasos	p(Rt1)	inc	nivel	cor
201606		8	NA	15	15	16	0.73	4.484	1	verde
201607		8	NA	13	14	14	0.67	4.185	1	verde
201608		6	NA	12	14	15	0.61	4.185	1	verde
201609		7	NA	5	7	7	0.09	2.092	1	verde

São João do Triunfo

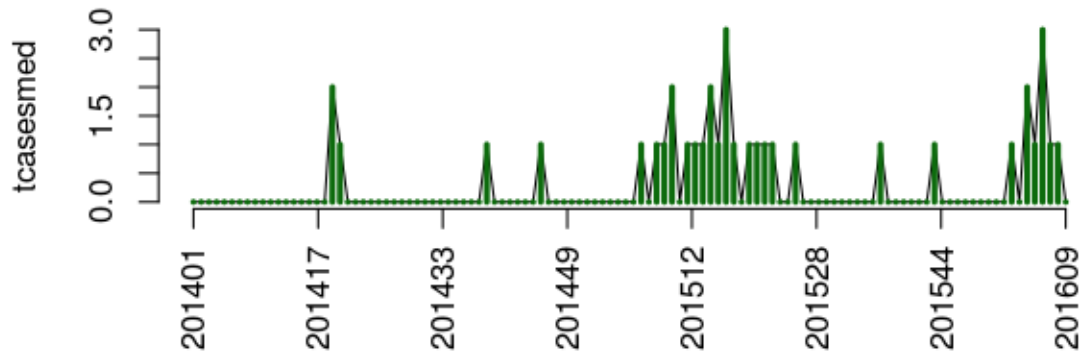


Histórico

	SE	tweet	temp	casos	casos.esp	maxcasos	p(Rt1)	inc	nivel	cor
201606		0	NA	0	0	0	0	0	1	verde
201607		0	NA	0	0	0	0	0	1	verde
201608		0	NA	0	0	0	0	0	1	verde
201609		1	NA	0	0	0	0	0	1	verde

volta

Senges



Histórico

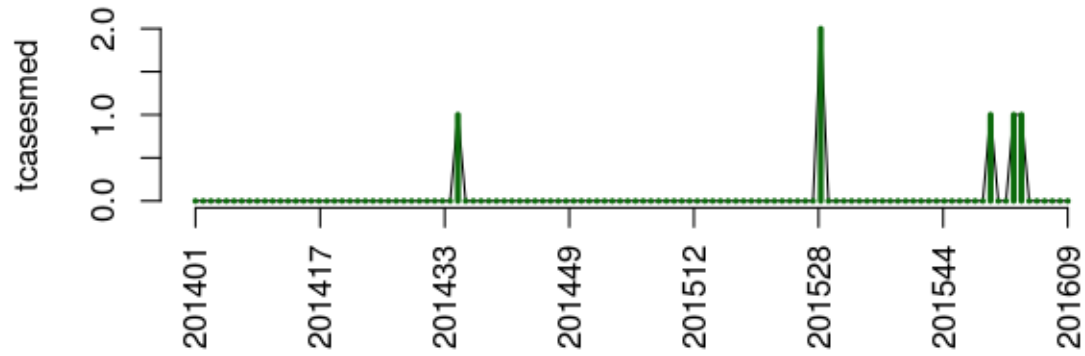
SE	tweet	temp	casos	casos.esp	maxcasos	p(Rt1)	inc	nivel	cor
201606	0	NA	3	3	3	0.83	15.6	1	verde
201607	0	NA	1	1	1	0.33	5.2	1	verde
201608	0	NA	1	1	1	0.3	5.2	1	verde
201609	0	NA	0	0	0	0	0	1	verde

volta

R.S.04-Iratí

Fernandes Pinheiro, Guamiranga, Imbituva, Inácio Martins, Iratí, Mallet, Rebouças, Rio Azul, Teixeira Soares

Fernandes Pinheiro

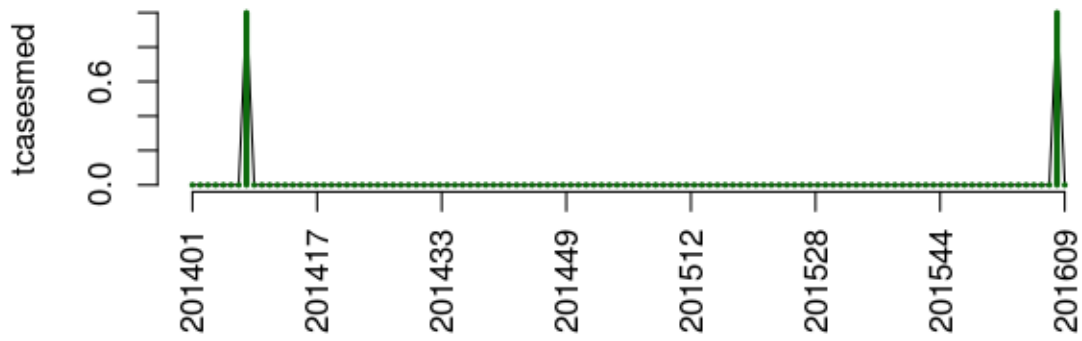


Histórico

SE	tweet	temp	casos	casos.esp	maxcasos	p(Rt1)	inc	nivel	cor
201606	0	NA	0	0	0	0	0	1	verde
201607	0	NA	0	0	0	0	0	1	verde
201608	0	NA	0	0	0	0	0	1	verde
201609	0	NA	0	0	0	0	0	1	verde

volta

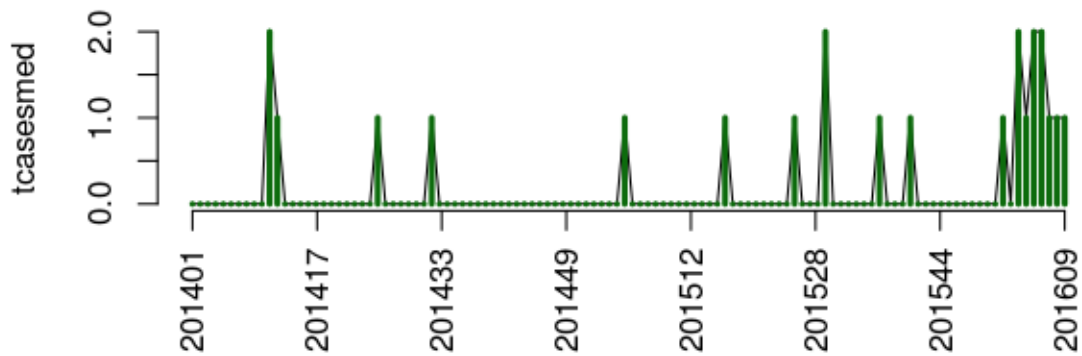
Guamiranga



Histórico

SE	tweet	temp	casos	casos.esp	maxcasos	p(Rt1)	inc	nivel	cor
201606	0	NA	0	0	0	0.5	0	1	verde
201607	0	NA	0	0	0	0.5	0	1	verde
201608	1	NA	1	1	1	0.94	11.88	1	verde
201609	0	NA	0	0	0	0	0	1	verde

Imbituva

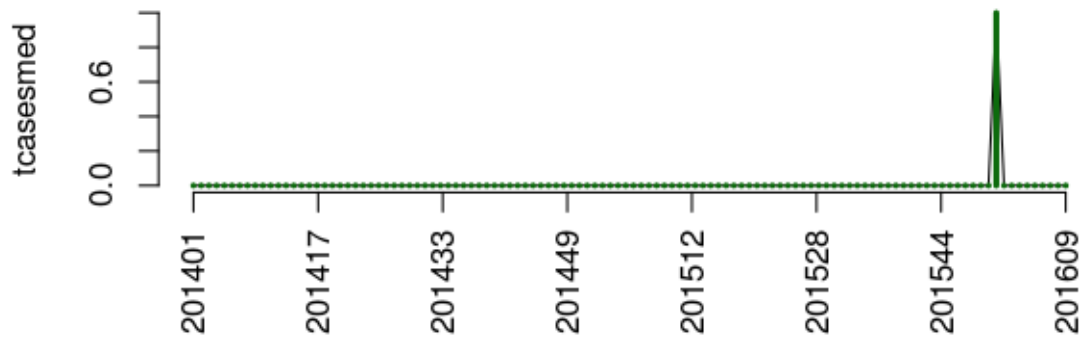


Histórico

SE	tweet	temp	casos	casos.esp	maxcasos	p(Rt1)	inc	nivel	cor
201606	1	NA	2	2	2	0.63	6.512	1	verde
201607	1	NA	1	1	1	0.33	3.256	1	verde
201608	0	NA	1	1	1	0.34	3.256	1	verde
201609	0	NA	1	1	1	0.41	3.256	1	verde

volta

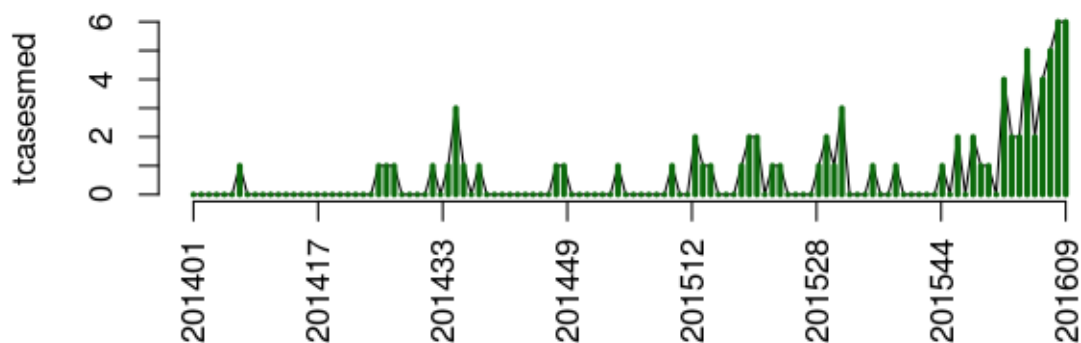
Inácio Martins



Histórico

SE	tweet	temp	casos	casos.esp	maxcasos	p(Rt1)	inc	nivel	cor
201606	0	NA	0	0	0	0	0	1	verde
201607	0	NA	0	0	0	0	0	1	verde
201608	0	NA	0	0	0	0	0	1	verde
201609	0	NA	0	0	0	0	0	1	verde

Iratí

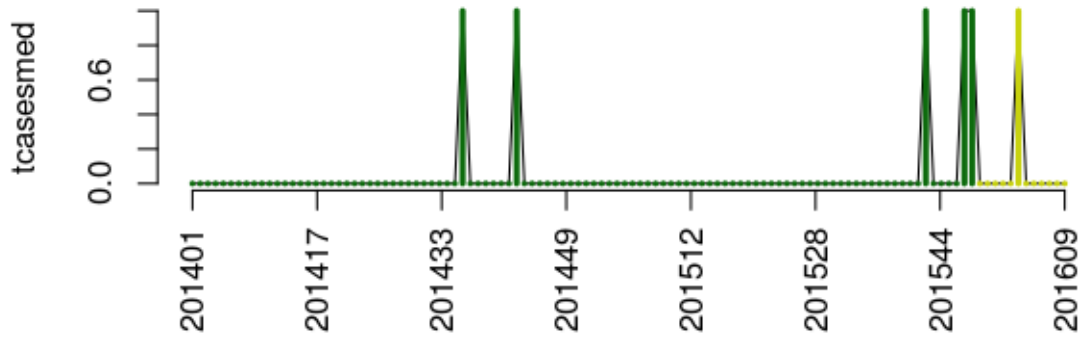


Histórico

SE	tweet	temp	casos	casos.esp	maxcasos	p(Rt1)	inc	nivel	cor
201606	0	NA	4	4	4	0.63	6.741	1	verde
201607	0	NA	5	5	5	0.72	8.426	1	verde
201608	0	NA	6	6	6	0.76	10.11	1	verde
201609	0	NA	6	6	6	0.65	10.11	1	verde

volta

Mallet



Histórico

SE	tweet	temp	casos	casos.esp	maxcasos	p(Rt1)	inc	nivel	cor
201606	0	NA	0	0	0	0	0	2	amarelo
201607	0	NA	0	0	0	0	0	2	amarelo
201608	0	NA	0	0	0	0	0	2	amarelo
201609	0	NA	0	0	0	0	0	2	amarelo

Rebouças

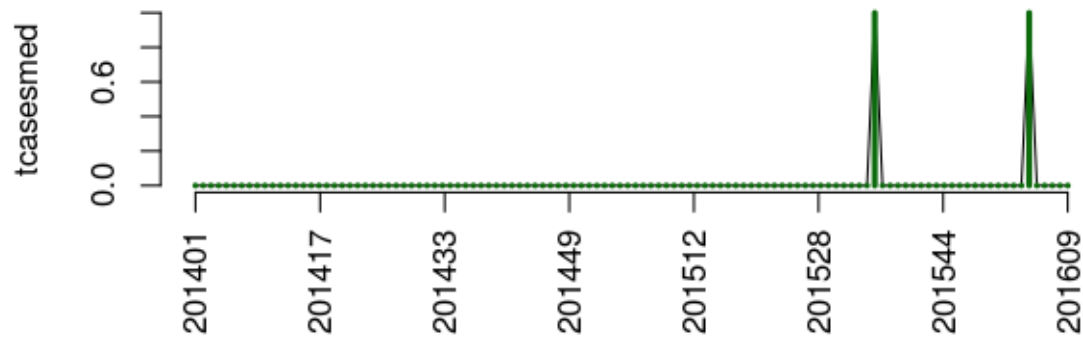


Histórico

SE	tweet	temp	casos	casos.esp	maxcasos	p(Rt1)	inc	nivel	cor
201606	0	NA	1	1	1	0.93	6.751	1	verde
201607	0	NA	0	0	0	0	0	1	verde
201608	0	NA	0	0	0	0	0	1	verde
201609	0	NA	0	0	0	0	0	1	verde

volta

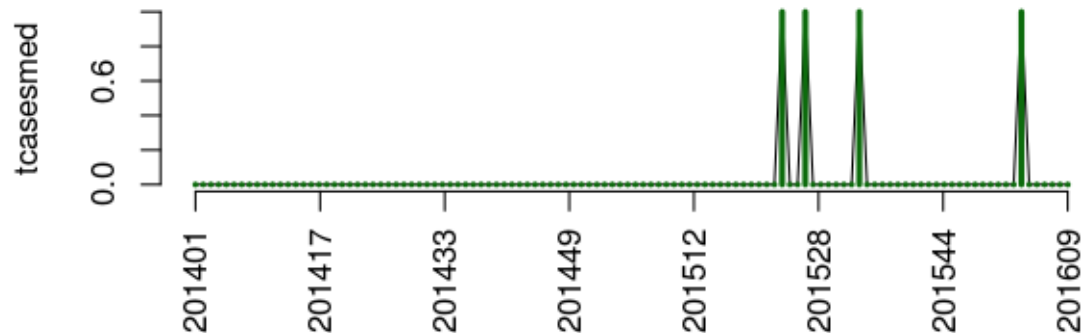
Rio Azul



Histórico

SE	tweet	temp	casos	casos.esp	maxcasos	p(Rt1)	inc	nivel	cor
201606	0	NA	0	0	0	0	0	1	verde
201607	0	NA	0	0	0	0	0	1	verde
201608	0	NA	0	0	0	0	0	1	verde
201609	0	NA	0	0	0	0	0	1	verde

Teixeira Soares



Histórico

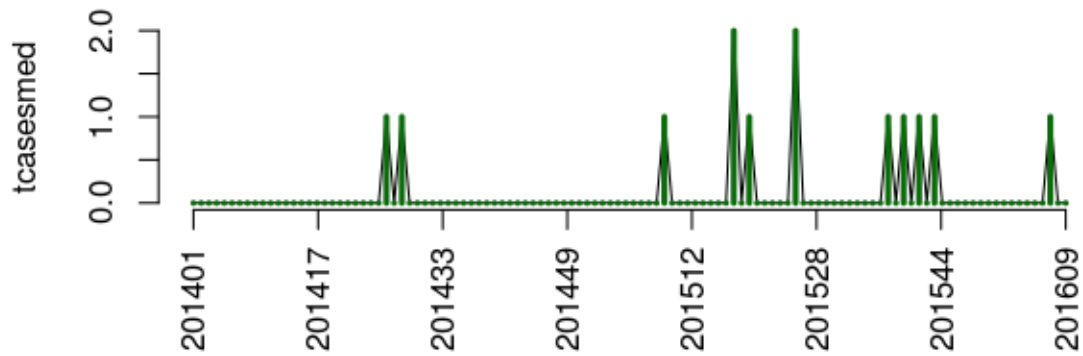
SE	tweet	temp	casos	casos.esp	maxcasos	p(Rt1)	inc	nivel	cor
201606	0	NA	0	0	0	0	0	1	verde
201607	0	NA	0	0	0	0	0	1	verde
201608	0	NA	0	0	0	0	0	1	verde
201609	0	NA	0	0	0	0	0	1	verde

volta

R.S.05-Guarapuava

Boa Ventura de São Roque, Candoi, Cantagalo, Foz do Jordão, Goioxim, Guarapuava, Laranjal, Laranjeiras do Sul, Marquinho, Nova Laranjeiras, Palmital, Pinhão, Pitanga, Porto Barreiro, Prudentópolis, Rio Bonito do Iguaçu, Turvo, Virmond

Boa Ventura de São Roque

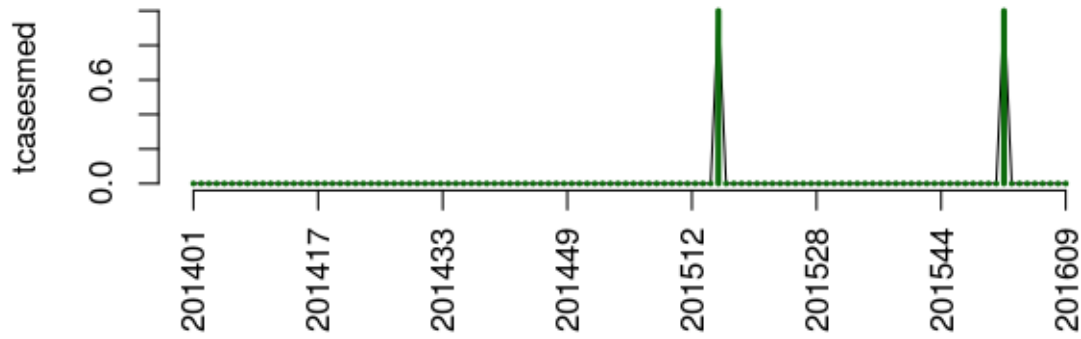


Histórico

SE	tweet	temp	casos	casos.esp	maxcasos	p(Rt1)	inc	nivel	cor
201606	0	NA	0	0	0	0	0	1	verde
201607	0	NA	1	1	1	0.94	14.94	1	verde
201608	0	NA	0	0	0	0	0	1	verde
201609	0	NA	0	0	0	0	0	1	verde

volta

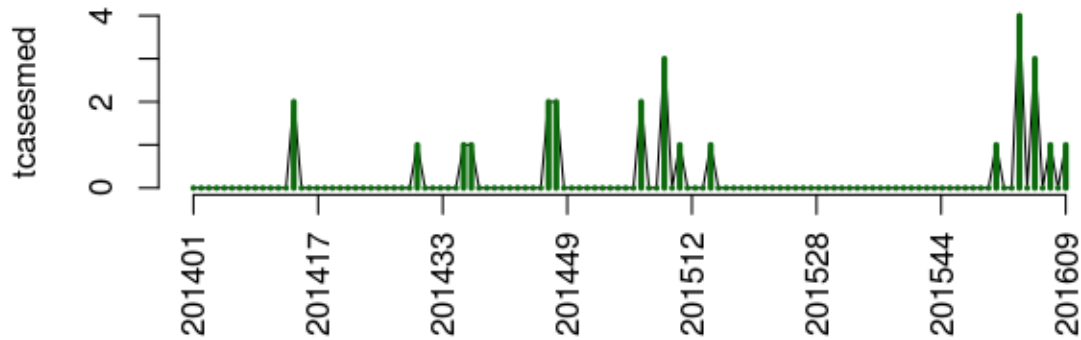
Candoi



Histórico

SE	tweet	temp	casos	casos.esp	maxcasos	p(Rt1)	inc	nivel	cor
201606	0	NA	0	0	0	0	0	1	verde
201607	0	NA	0	0	0	0	0	1	verde
201608	0	NA	0	0	0	0	0	1	verde
201609	0	NA	0	0	0	0	0	1	verde

Cantagalo

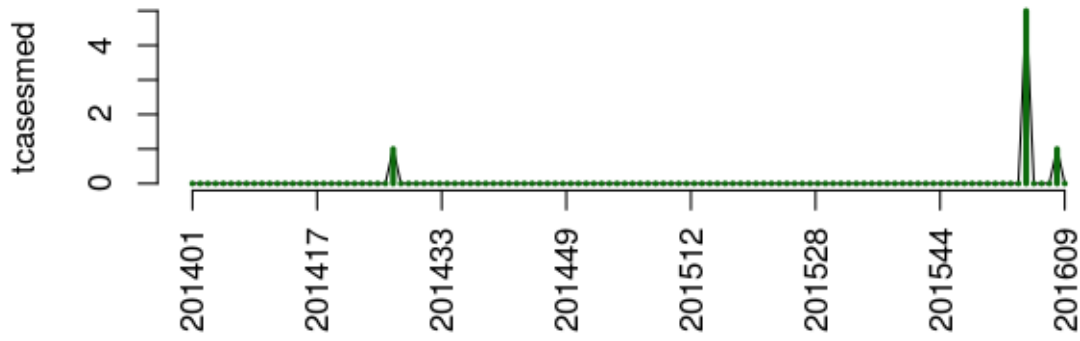


Histórico

SE	tweet	temp	casos	casos.esp	maxcasos	p(Rt1)	inc	nivel	cor
201606	0	NA	0	0	0	0	0	1	verde
201607	0	NA	1	1	1	0.38	7.449	1	verde
201608	0	NA	0	0	0	0	0	1	verde
201609	0	NA	1	1	1	0.63	7.449	1	verde

volta

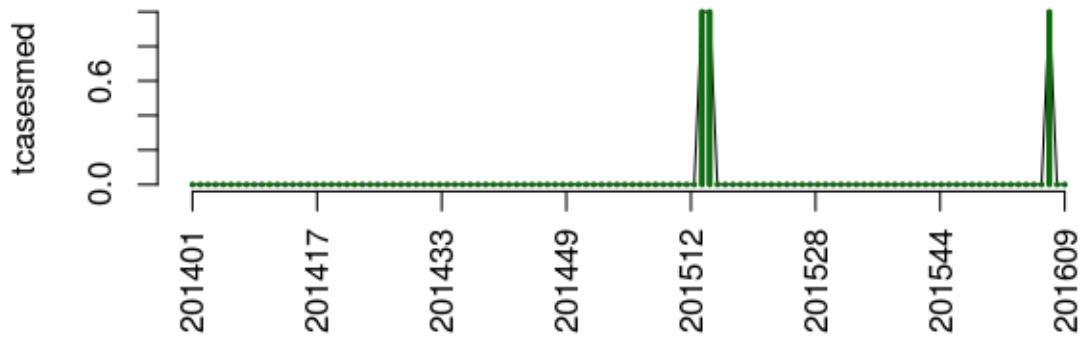
Foz do Jordão



Histórico

SE	tweet	temp	casos	casos.esp	maxcasos	p(Rt1)	inc	nivel	cor
201606	0	NA	0	0	0	0	0	1	verde
201607	0	NA	0	0	0	0	0	1	verde
201608	0	NA	1	1	1	0.71	18.95	1	verde
201609	0	NA	0	0	0	0	0	1	verde

Goioxim

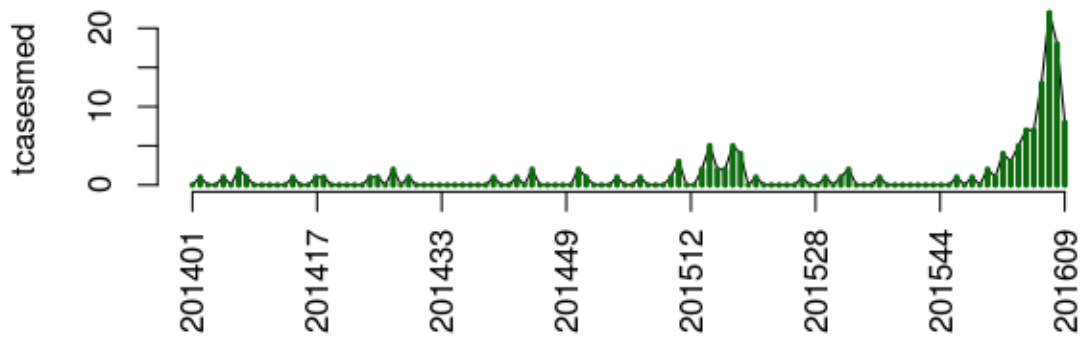


Histórico

SE	tweet	temp	casos	casos.esp	maxcasos	p(Rt1)	inc	nivel	cor
201606	0	NA	0	0	0	0	0	1	verde
201607	0	NA	1	1	1	0.94	13.24	1	verde
201608	0	NA	0	0	0	0	0	1	verde
201609	0	NA	0	0	0	0	0	1	verde

volta

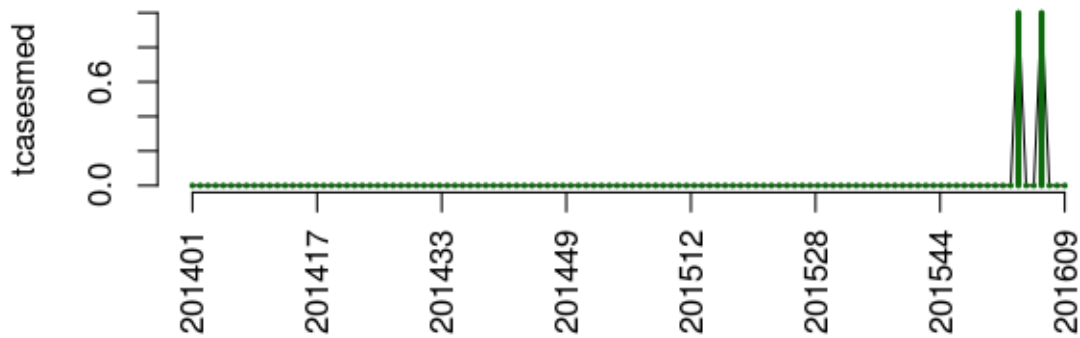
Guarapuava



Histórico

SE	tweet	temp	casos	casos.esp	maxcasos	p(Rt1)	inc	nivel	cor
201606	7	NA	13	13	14	0.93	7.346	1	verde
201607	3	NA	20	22	23	0.99	12.43	1	verde
201608	5	NA	15	18	19	0.8	10.17	1	verde
201609	2	NA	6	8	8	0.05	4.52	1	verde

Laranjal

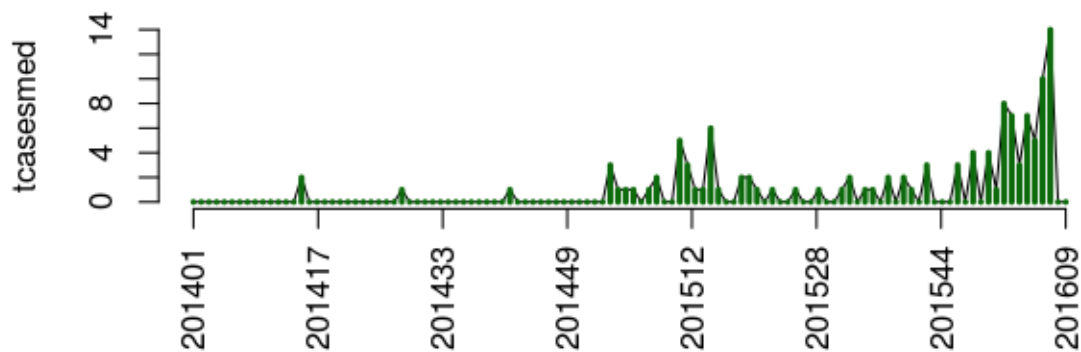


Histórico

SE	tweet	temp	casos	casos.esp	maxcasos	p(Rt1)	inc	nivel	cor
201606	0	NA	1	1	1	0.8	15.78	1	verde
201607	0	NA	0	0	0	0	0	1	verde
201608	0	NA	0	0	0	0	0	1	verde
201609	0	NA	0	0	0	0	0	1	verde

volta

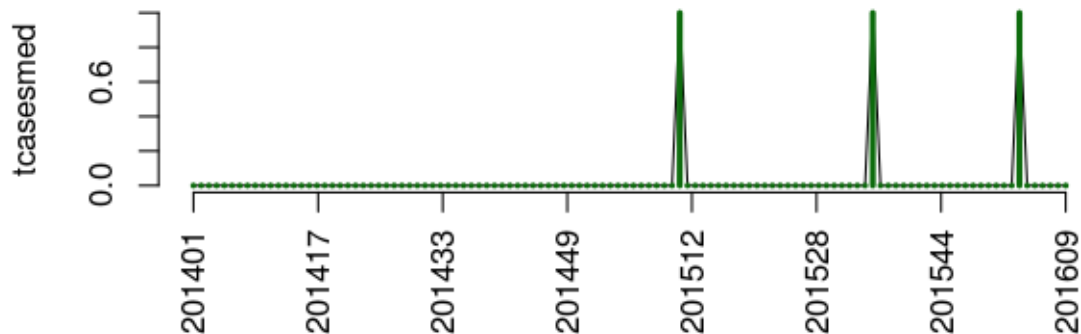
Laranjeiras do Sul



Histórico

SE	tweet	temp	casos	casos.esp	maxcasos	p(Rt1)	inc	nivel	cor
201606	3	NA	10	10	11	0.87	31.21	1	verde
201607	2	NA	13	14	15	0.94	43.7	1	verde
201608	1	NA	0	0	0	0	0	1	verde
201609	0	NA	0	0	0	0	0	1	verde

Marquinho

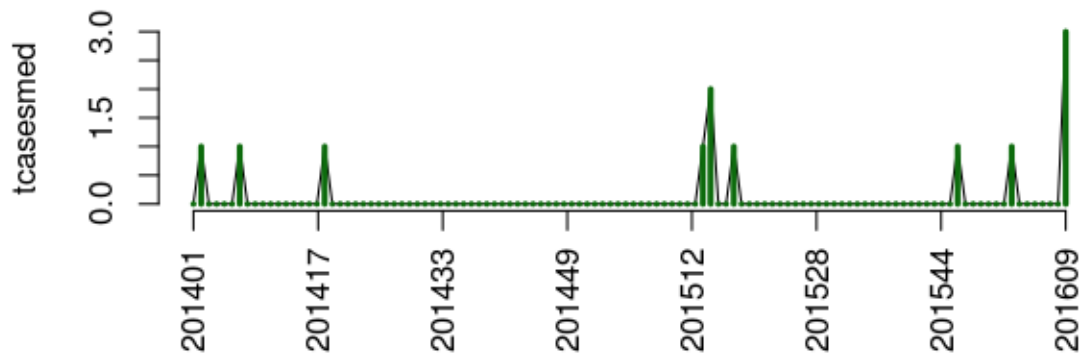


Histórico

SE	tweet	temp	casos	casos.esp	maxcasos	p(Rt1)	inc	nivel	cor
201606	0	NA	0	0	0	0	0	1	verde
201607	0	NA	0	0	0	0	0	1	verde
201608	0	NA	0	0	0	0	0	1	verde
201609	0	NA	0	0	0	0	0	1	verde

volta

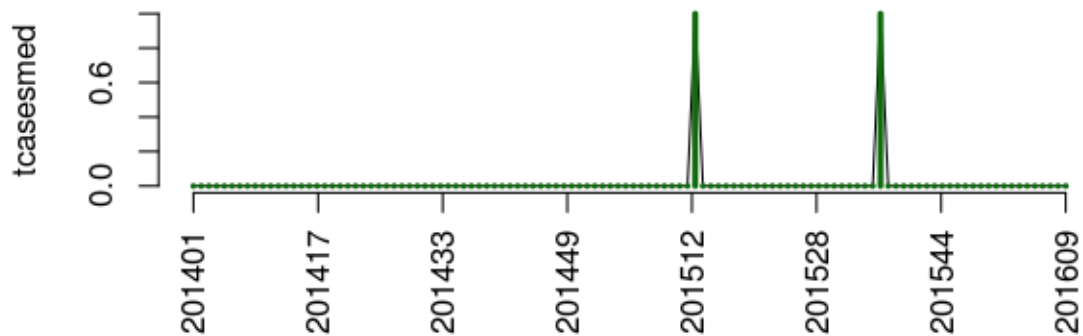
Nova Laranjeiras



Histórico

SE	tweet	temp	casos	casos.esp	maxcasos	p(Rt1)	inc	nivel	cor
201606	0	NA	0	0	0	0	0	1	verde
201607	0	NA	0	0	0	0	0	1	verde
201608	0	NA	0	0	0	0	0	1	verde
201609	0	NA	3	3	4	0.98	25.03	1	verde

Palmital

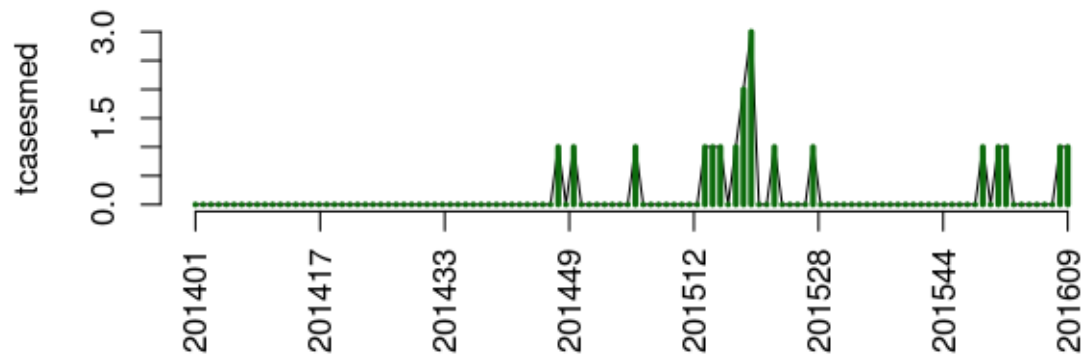


Histórico

SE	tweet	temp	casos	casos.esp	maxcasos	p(Rt1)	inc	nivel	cor
201606	1	NA	0	0	0	0	0	1	verde
201607	0	NA	0	0	0	0	0	1	verde
201608	0	NA	0	0	0	0	0	1	verde
201609	0	NA	0	0	0	0	0	1	verde

volta

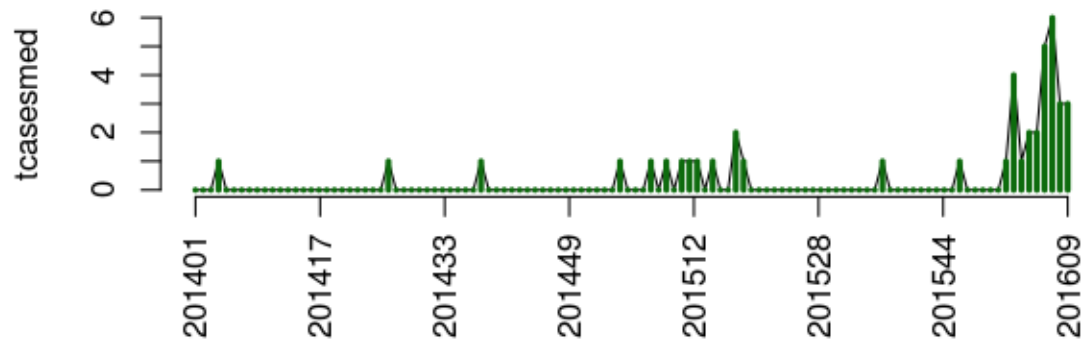
Pinhão



Histórico

SE	tweet	temp	casos	casos.esp	maxcasos	p(Rt1)	inc	nivel	cor
201606	0	NA	0	0	0	0	0	1	verde
201607	0	NA	0	0	0	0	0	1	verde
201608	0	NA	1	1	1	0.94	3.145	1	verde
201609	0	NA	1	1	1	0.8	3.145	1	verde

Pitanga

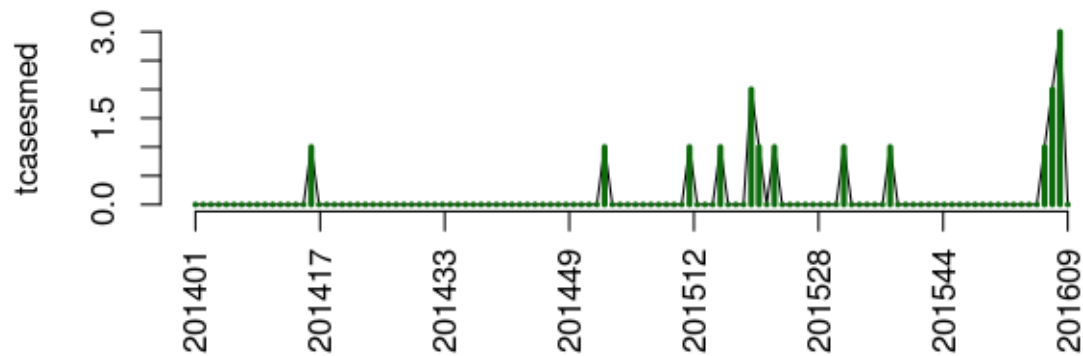


Histórico

SE	tweet	temp	casos	casos.esp	maxcasos	p(Rt1)	inc	nivel	cor
201606	1	NA	5	5	5	0.88	15.33	1	verde
201607	0	NA	6	6	6	0.86	18.39	1	verde
201608	0	NA	3	3	3	0.35	9.195	1	verde
201609	0	NA	3	3	4	0.3	9.195	1	verde

volta

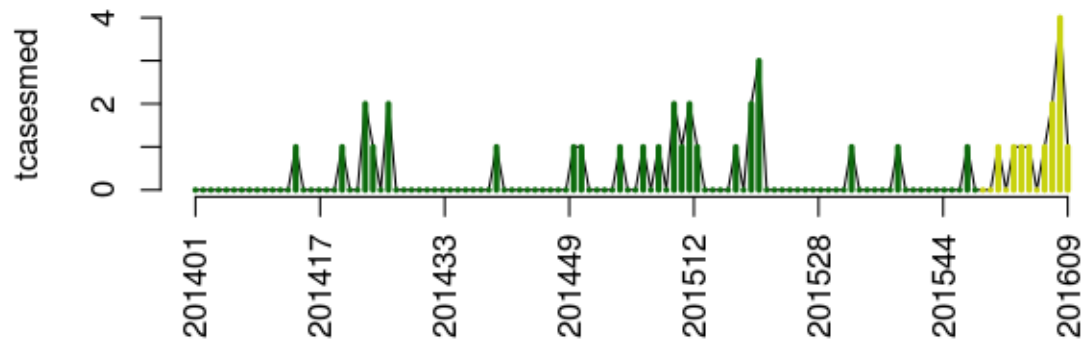
Porto Barreiro



Histórico

SE	tweet	temp	casos	casos.esp	maxcasos	p(Rt1)	inc	nivel	cor
201606	0	NA	1	1	1	0.94	27.77	1	verde
201607	0	NA	2	2	2	0.91	55.54	1	verde
201608	0	NA	3	3	3	0.87	83.31	1	verde
201609	0	NA	0	0	0	0	0	1	verde

Prudentópolis

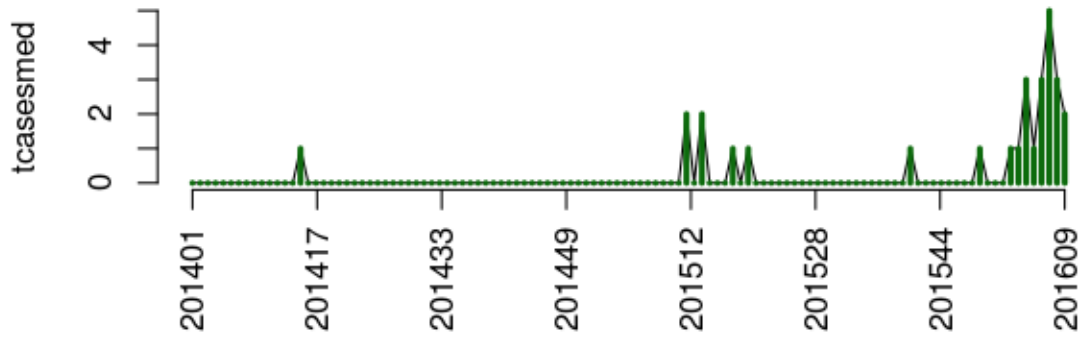


Histórico

SE	tweet	temp	casos	casos.esp	maxcasos	p(Rt1)	inc	nivel	cor
201606	2	NA	1	1	1	0.6	1.95	2	amarelo
201607	0	NA	2	2	2	0.82	3.9	2	amarelo
201608	0	NA	4	4	4	0.91	7.8	2	amarelo
201609	1	NA	1	1	1	0.26	1.95	2	amarelo

volta

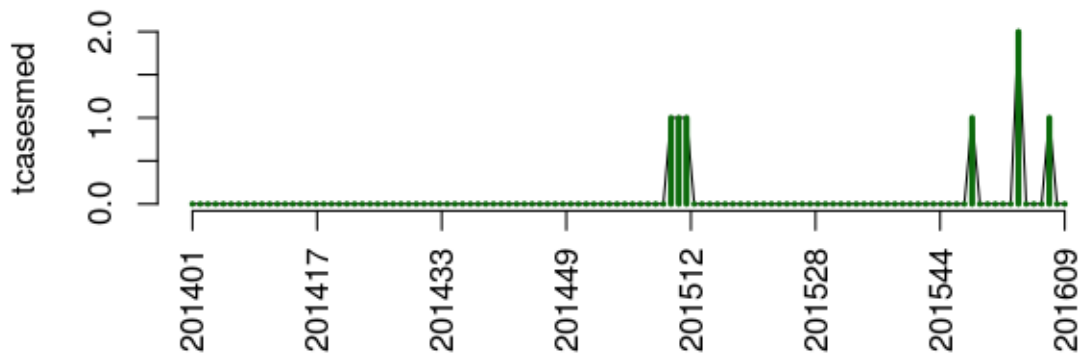
Rio Bonito do Iguaçau



Histórico

SE	tweet	temp	casos	casos.esp	maxcasos	p(Rt1)	inc	nivel	cor
201606	0	NA	3	3	3	0.73	22.17	1	verde
201607	0	NA	5	5	5	0.86	36.95	1	verde
201608	0	NA	3	3	3	0.51	22.17	1	verde
201609	0	NA	2	2	2	0.26	14.78	1	verde

Turvo

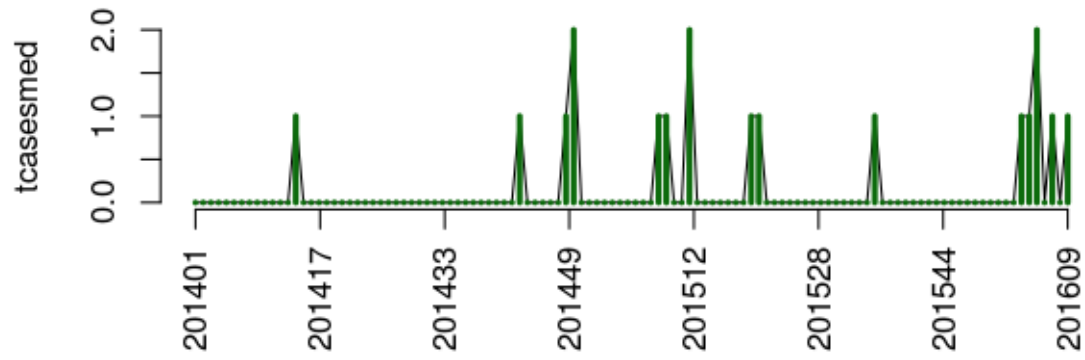


Histórico

SE	tweet	temp	casos	casos.esp	maxcasos	p(Rt1)	inc	nivel	cor
201606	0	NA	0	0	0	0	0	1	verde
201607	0	NA	1	1	1	0.84	7.215	1	verde
201608	0	NA	0	0	0	0	0	1	verde
201609	0	NA	0	0	0	0	0	1	verde

volta

Virmond



Histórico

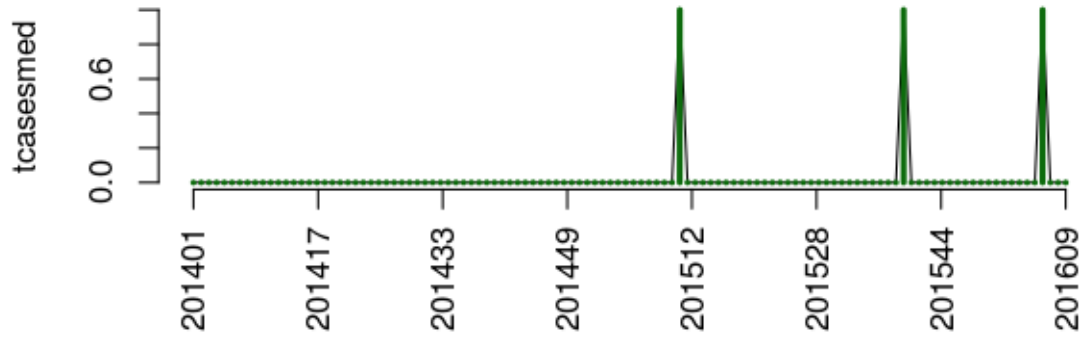
SE	tweet	temp	casos	casos.esp	maxcasos	p(Rt1)	inc	nivel	cor
201606	0	NA	0	0	0	0	0	1	verde
201607	0	NA	1	1	1	0.48	24.51	1	verde
201608	0	NA	0	0	0	0	0	1	verde
201609	0	NA	1	1	1	0.66	24.51	1	verde

volta

R.S.06-União da Vitória

Antônio Olinto, Bituruna, Cruz Machado, General Carneiro, Paula Freitas, Porto Vitoria, São Mateus do Sul, União da Vitória

Antônio Olinto

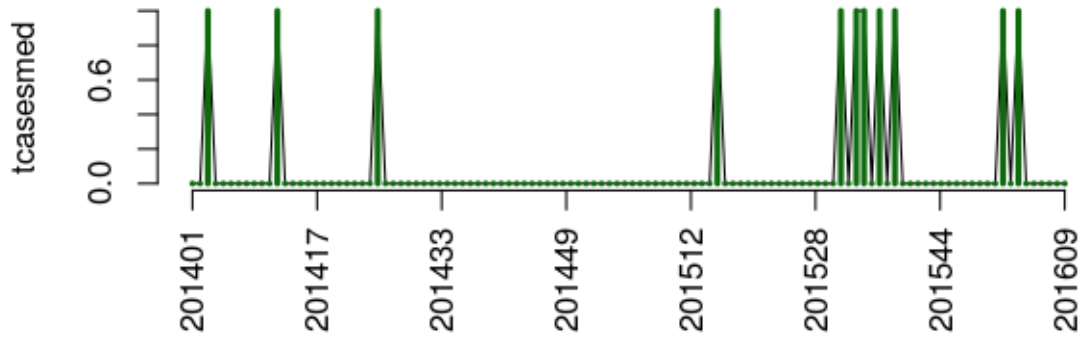


Histórico

SE	tweet	temp	casos	casos.esp	maxcasos	p(Rt1)	inc	nivel	cor
201606	0	16.5	1	1	1	0.94	13.2	1	verde
201607	0	19.71	0	0	0	0	0	1	verde
201608	0	19.57	0	0	0	0	0	1	verde
201609	0	16.67	0	0	0	0	0	1	verde

volta

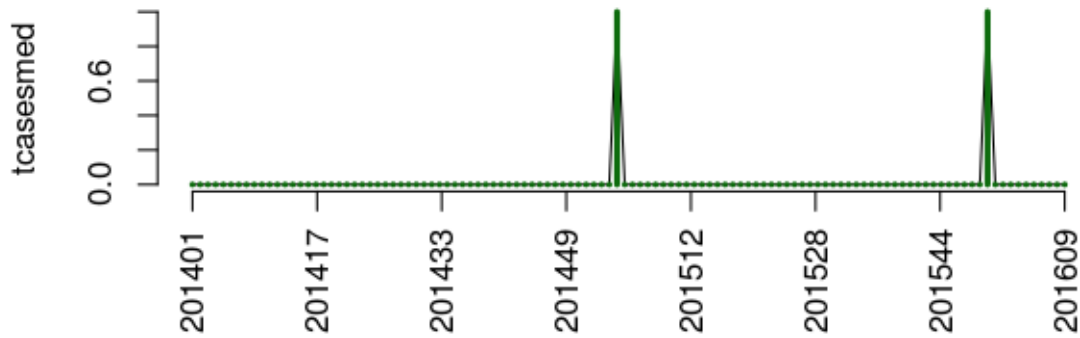
Bituruna



Histórico

SE	tweet	temp	casos	casos.esp	maxcasos	p(Rt1)	inc	nivel	cor
201606	0	16.5	0	0	0	0	0	1	verde
201607	0	19.71	0	0	0	0	0	1	verde
201608	0	19.57	0	0	0	0	0	1	verde
201609	0	16.67	0	0	0	0	0	1	verde

Cruz Machado

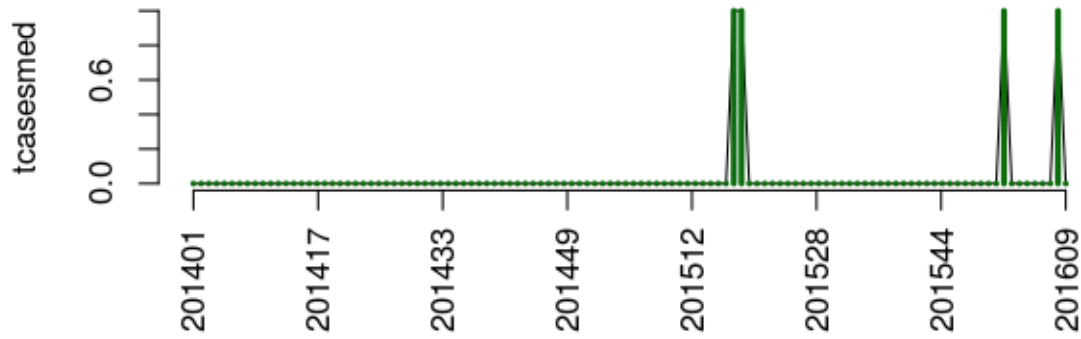


Histórico

SE	tweet	temp	casos	casos.esp	maxcasos	p(Rt1)	inc	nivel	cor
201606	0	16.5	0	0	0	0	0	1	verde
201607	0	19.71	0	0	0	0	0	1	verde
201608	0	19.57	0	0	0	0	0	1	verde
201609	0	16.67	0	0	0	0	0	1	verde

volta

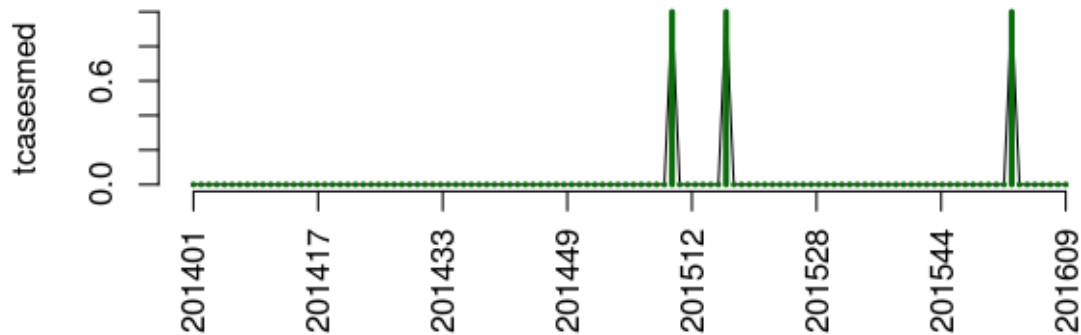
General Carneiro



Histórico

SE	tweet	temp	casos	casos.esp	maxcasos	p(Rt1)	inc	nivel	cor
201606	0	16.5	0	0	0	0	0	1	verde
201607	0	19.71	0	0	0	0	0	1	verde
201608	0	19.57	1	1	1	0.94	7.123	1	verde
201609	0	16.67	0	0	0	0	0	1	verde

Paula Freitas

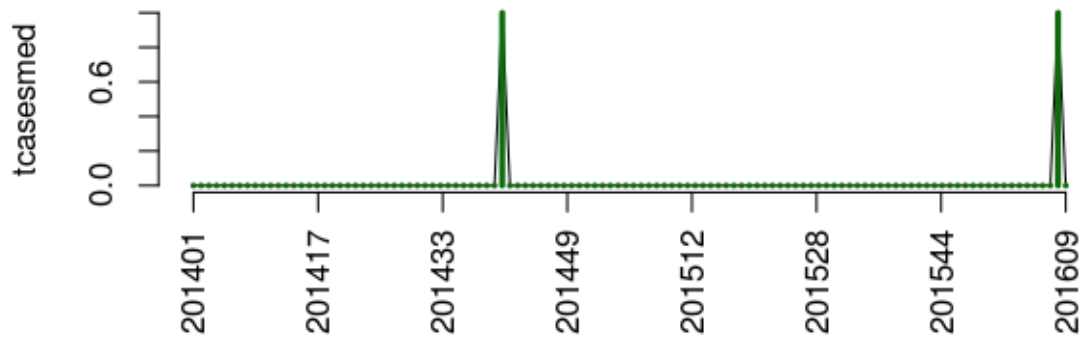


Histórico

SE	tweet	temp	casos	casos.esp	maxcasos	p(Rt1)	inc	nivel	cor
201606	0	16.5	0	0	0	0	0	1	verde
201607	0	19.71	0	0	0	0	0	1	verde
201608	0	19.57	0	0	0	0	0	1	verde
201609	0	16.67	0	0	0	0	0	1	verde

volta

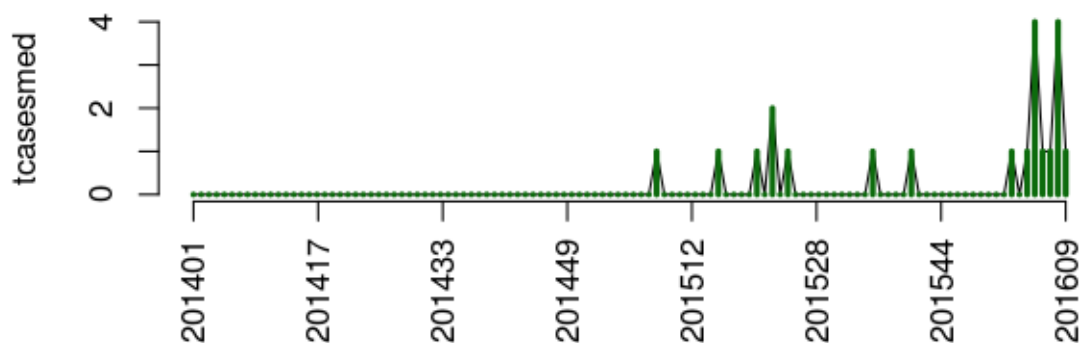
Porto Vitória



Histórico

SE	tweet	temp	casos	casos.esp	maxcasos	p(Rt1)	inc	nivel	cor
201606	0	16.5	0	0	0	0.5	0	1	verde
201607	0	19.71	0	0	0	0.5	0	1	verde
201608	0	19.57	1	1	1	0.94	24.15	1	verde
201609	0	16.67	0	0	0	0	0	1	verde

São Mateus do Sul

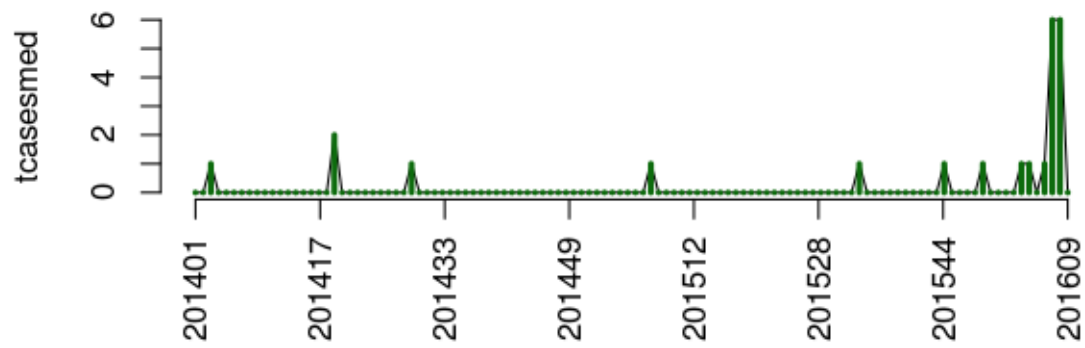


Histórico

SE	tweet	temp	casos	casos.esp	maxcasos	p(Rt1)	inc	nivel	cor
201606	1	16.5	1	1	1	0.37	2.264	1	verde
201607	2	19.71	1	1	1	0.27	2.264	1	verde
201608	1	19.57	3	4	5	0.82	9.054	1	verde
201609	0	16.67	1	1	2	0.26	2.264	1	verde

volta

União da Vitória



Histórico

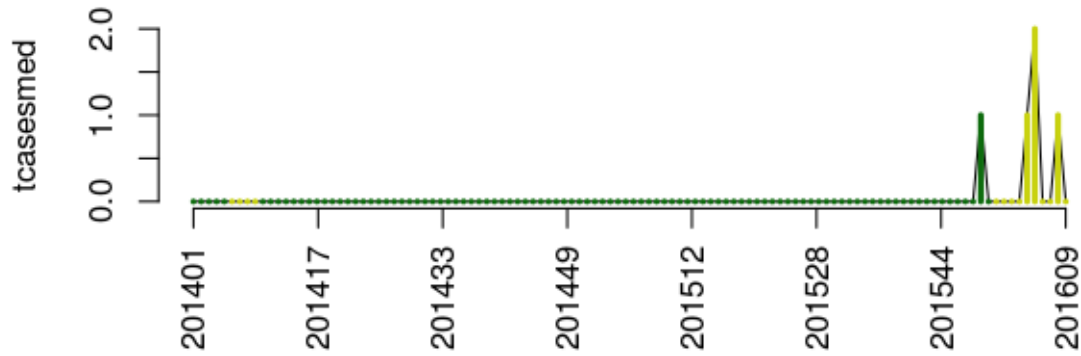
SE	tweet	temp	casos	casos.esp	maxcasos	p(Rt1)	inc	nivel	cor
201606	3	16.5	1	1	1	0.64	1.79	1	verde
201607	1	19.71	5	6	7	0.98	10.74	1	verde
201608	0	19.57	4	6	7	0.91	10.74	1	verde
201609	1	16.67	0	0	0	0	0	1	verde

volta

R.S.07-Pato Branco

Bom Sucesso do sul, Chopinzinho, Clevelândia, Coronel Domingos Soares, Coronel Vivida, Honório Serpa, Itapejara D'Oeste, Mangueirinha, Mariópolis, Palmas, Pato Branco, São João, Saudade do Iguaçu, Sulina, Vitorino

Bom Sucesso do Sul

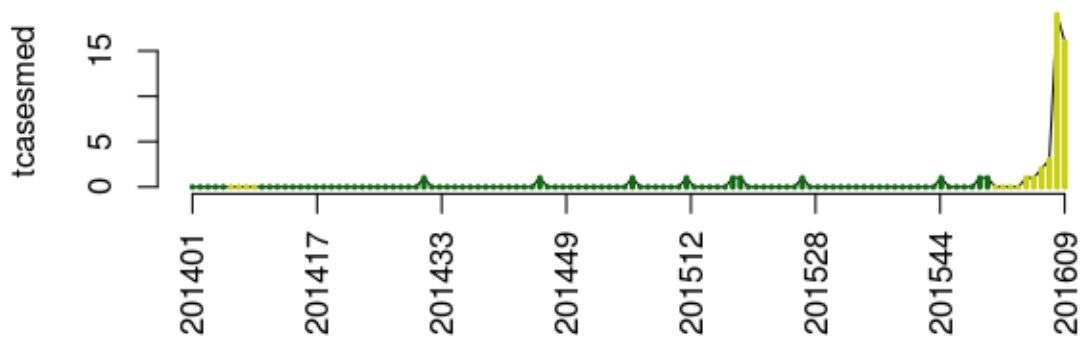


Histórico

SE	tweet	temp	casos	casos.esp	maxcasos	p(Rt1)	inc	nivel	cor
201606	0	25	0	0	0	0	0	2	amarelo
201607	0	24	0	0	0	0	0	2	amarelo
201608	0	23.14	1	1	1	0.64	29.69	2	amarelo
201609	0	20.5	0	0	0	0	0	2	amarelo

volta

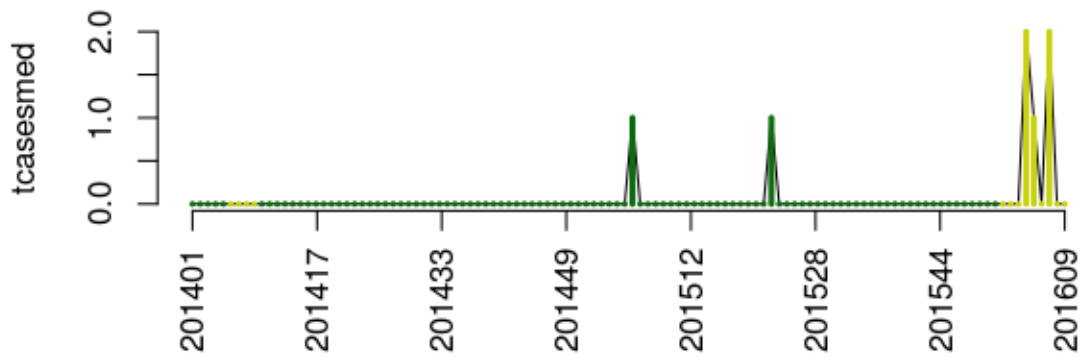
Chopinzinho



Histórico

SE	tweet	temp	casos	casos.esp	maxcasos	p(Rt1)	inc	nivel	cor
201606	0	25	2	2	2	0.82	9.983	2	amarelo
201607	0	24	3	3	3	0.82	14.97	2	amarelo
201608	0	23.14	17	19	19	1	94.84	2	amarelo
201609	0	20.5	13	16	17	0.97	79.86	2	amarelo

Clevelândia

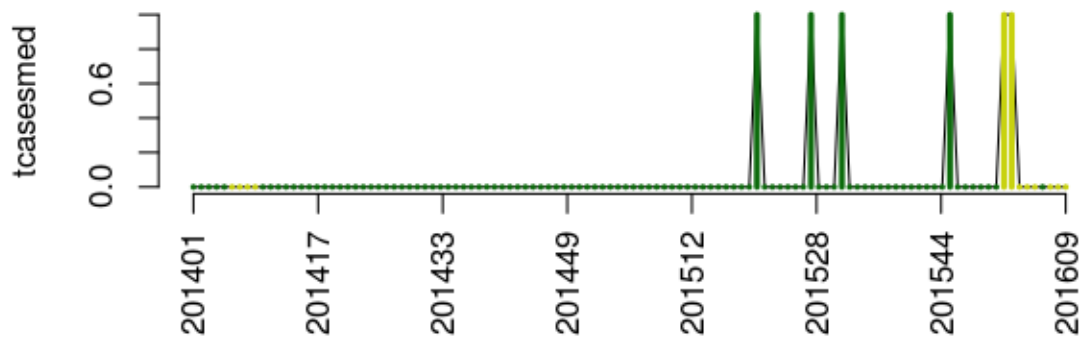


Histórico

SE	tweet	temp	casos	casos.esp	maxcasos	p(Rt1)	inc	nivel	cor
201606	0	25	0	0	0	0	0	2	amarelo
201607	0	24	2	2	2	0.76	11.47	2	amarelo
201608	0	23.14	0	0	0	0	0	2	amarelo
201609	0	20.5	0	0	0	0	0	2	amarelo

volta

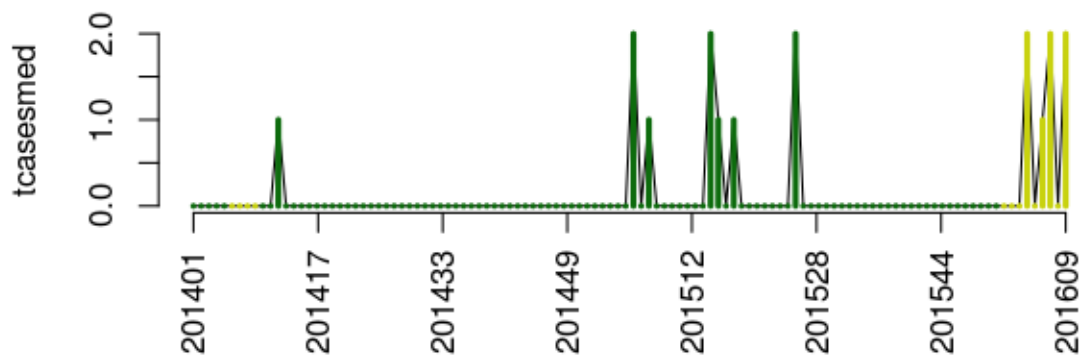
Coronel Domingos Soares



Histórico

SE	tweet	temp	casos	casos.esp	maxcasos	p(Rt1)	inc	nivel	cor
201606	0	25	0	0	0	0	0	1	verde
201607	0	24	0	0	0	0	0	2	amarelo
201608	0	23.14	0	0	0	0	0	2	amarelo
201609	0	20.5	0	0	0	0	0	2	amarelo

Coronel Vivida

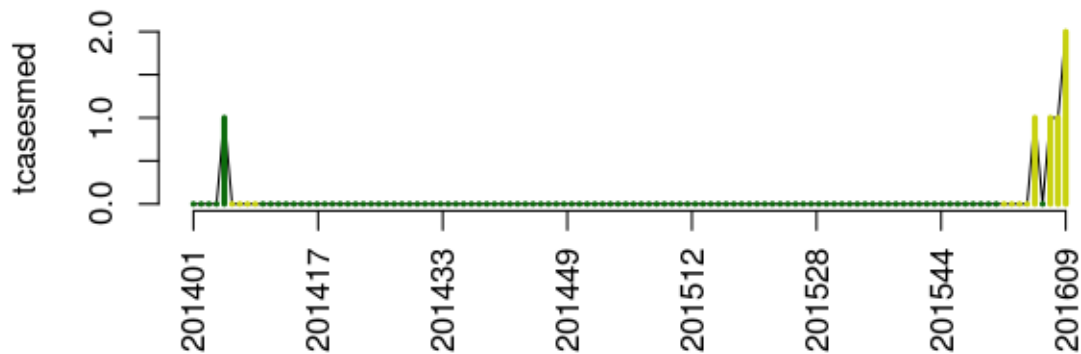


Histórico

SE	tweet	temp	casos	casos.esp	maxcasos	p(Rt1)	inc	nivel	cor
201606	0	25	1	1	1	0.6	4.558	2	amarelo
201607	0	24	2	2	2	0.79	9.116	2	amarelo
201608	0	23.14	0	0	0	0	0	2	amarelo
201609	0	20.5	2	2	2	0.72	9.116	2	amarelo

volta

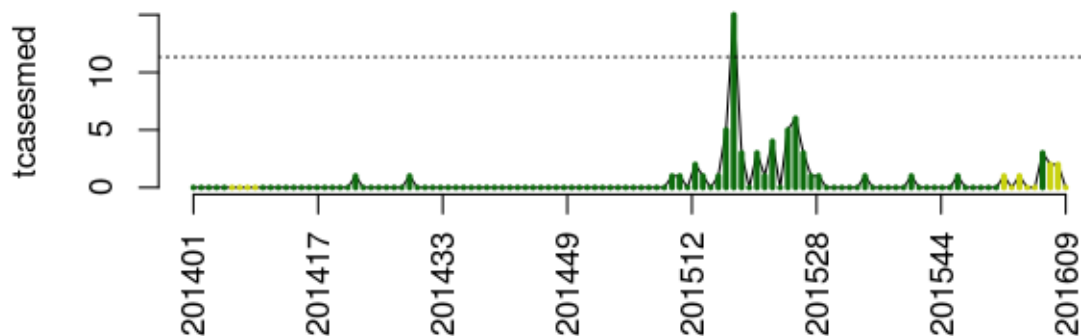
Honório Serpa



Histórico

SE	tweet	temp	casos	casos.esp	maxcasos	p(Rt1)	inc	nivel	cor
201606	0	25	0	0	0	0	0	1	verde
201607	0	24	1	1	1	0.75	17.14	2	amarelo
201608	0	23.14	1	1	1	0.68	17.14	2	amarelo
201609	0	20.5	2	2	2	0.8	34.28	2	amarelo

Iatpejara D'Oeste

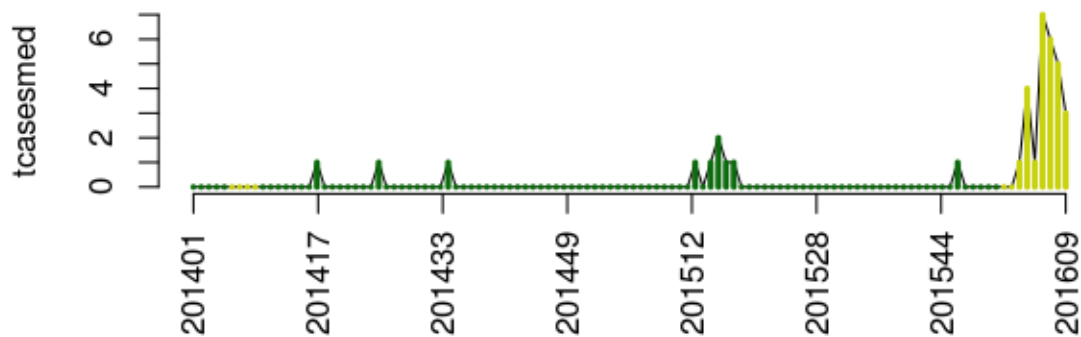


Histórico

SE	tweet	temp	casos	casos.esp	maxcasos	p(Rt1)	inc	nivel	cor
201606	0	25	3	3	3	0.95	26.47	1	verde
201607	0	24	2	2	2	0.76	17.64	2	amarelo
201608	0	23.14	2	2	2	0.58	17.64	2	amarelo
201609	0	20.5	0	0	0	0	0	2	amarelo

volta

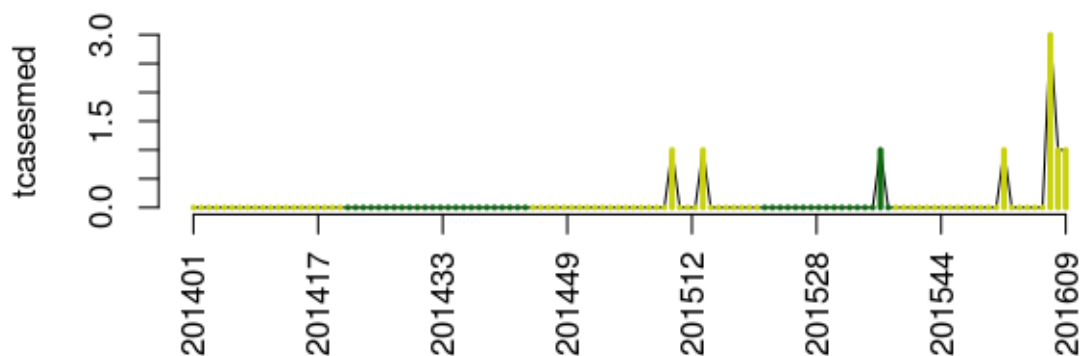
Mangueirinha



Histórico

SE	tweet	temp	casos	casos.esp	maxcasos	p(Rt1)	inc	nivel	cor
201606	0	25	7	7	7	0.95	40.31	2	amarelo
201607	0	24	6	6	6	0.8	34.55	2	amarelo
201608	0	23.14	5	5	5	0.54	28.79	2	amarelo
201609	0	20.5	3	3	3	0.21	17.27	2	amarelo

Mariópolis

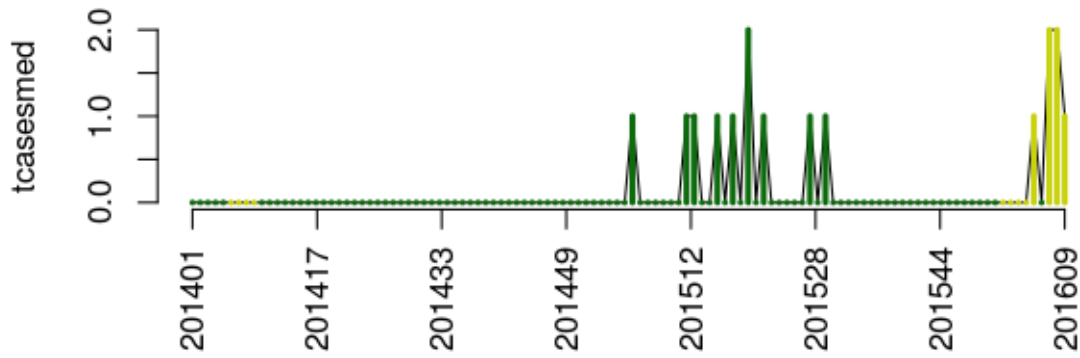


Histórico

SE	tweet	temp	casos	casos.esp	maxcasos	p(Rt1)	inc	nivel	cor
201606	0	21.5	0	0	0	0	0	2	amarelo
201607	0	24.29	3	3	3	0.98	45.75	2	amarelo
201608	0	25.14	1	1	1	0.58	15.25	2	amarelo
201609	0	24.43	1	1	1	0.4	15.25	2	amarelo

volta

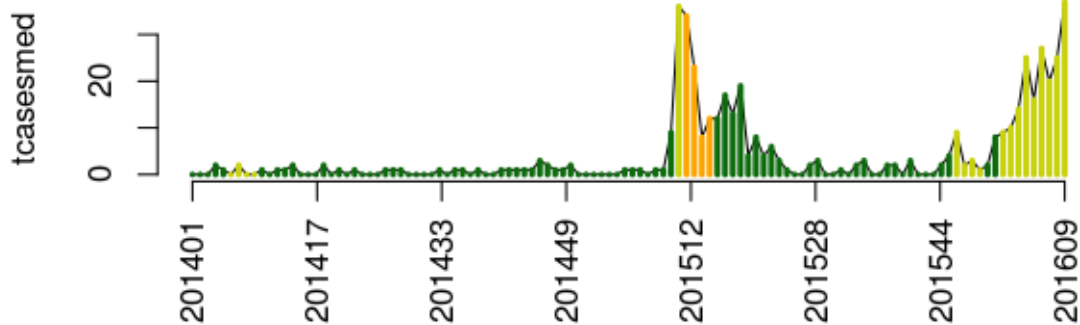
Palmas



Histórico

SE	tweet	temp	casos	casos.esp	maxcasos	p(Rt1)	inc	nivel	cor
201606	0	25	0	0	0	0	0	1	verde
201607	0	24	2	2	2	0.88	4.256	2	amarelo
201608	0	23.14	2	2	2	0.79	4.256	2	amarelo
201609	0	20.5	1	1	1	0.41	2.128	2	amarelo

Pato Branco

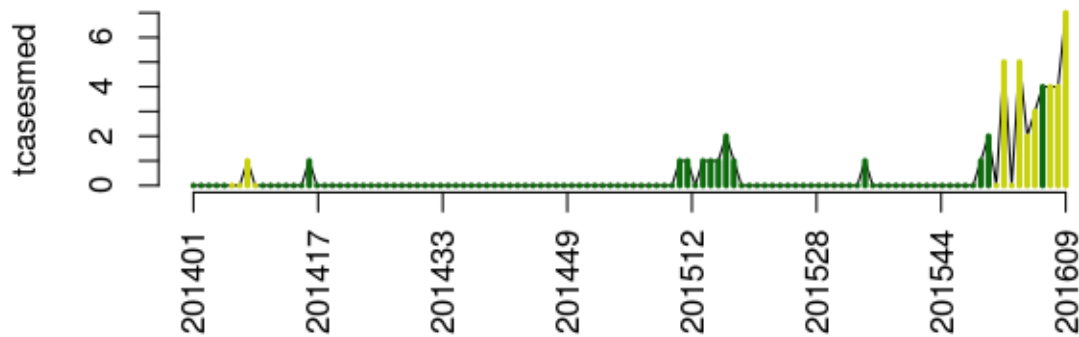


Histórico

SE	tweet	temp	casos	casos.esp	maxcasos	p(Rt1)	inc	nivel	cor
201606	20	25	27	27	28	0.9	34.56	2	amarelo
201607	22	24	19	20	20	0.47	25.6	2	amarelo
201608	26	23.14	23	25	26	0.68	32	2	amarelo
201609	9	20.5	28	37	38	0.96	47.35	2	amarelo

volta

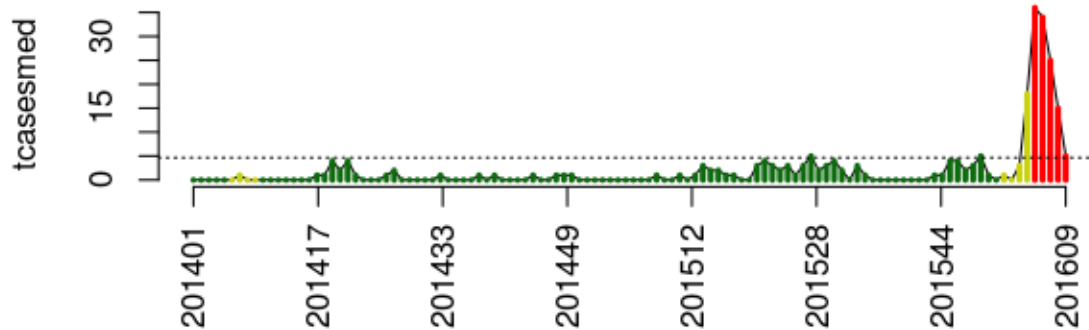
São João



Histórico

SE	tweet	temp	casos	casos.esp	maxcasos	p(Rt1)	inc	nivel	cor
201606	0	25	4	4	4	0.66	37.23	1	verde
201607	0	24	4	4	4	0.63	37.23	2	amarelo
201608	0	23.14	4	4	4	0.57	37.23	2	amarelo
201609	0	20.5	6	7	7	0.82	65.16	2	amarelo

Saudade do Iguazu

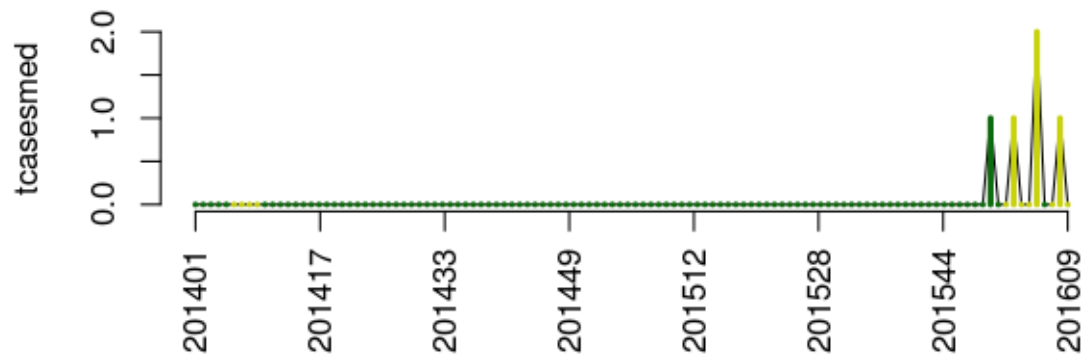


Histórico

SE	tweet	temp	casos	casos.esp	maxcasos	p(Rt1)	inc	nivel	cor
201606	0	25	29	34	35	0.99	729.8	4	vermelho
201607	0	24	21	25	26	0.42	536.6	4	vermelho
201608	0	23.14	12	15	16	0.02	322	4	vermelho
201609	0	20.5	4	5	6	0	107.3	4	vermelho

volta

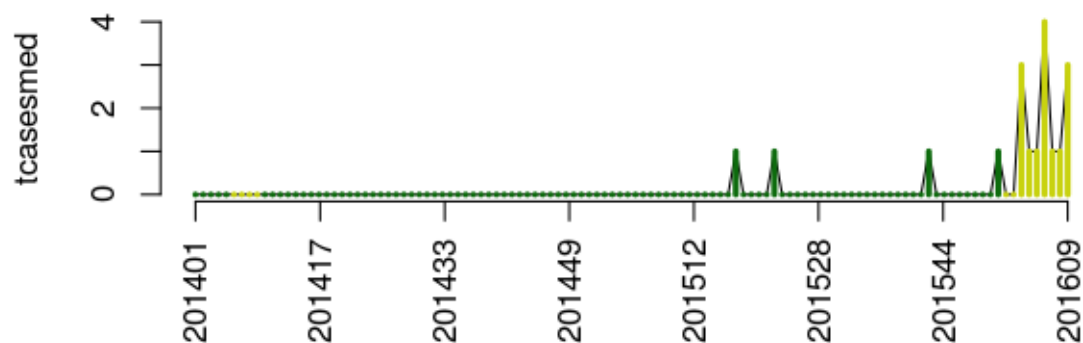
Sulina



Histórico

SE	tweet	temp	casos	casos.esp	maxcasos	p(Rt1)	inc	nivel	cor
201606	0	25	0	0	0	0	0	1	verde
201607	0	24	0	0	0	0	0	2	amarelo
201608	0	23.14	1	1	1	0.68	30.04	2	amarelo
201609	0	20.5	0	0	0	0	0	2	amarelo

Vitorino



Histórico

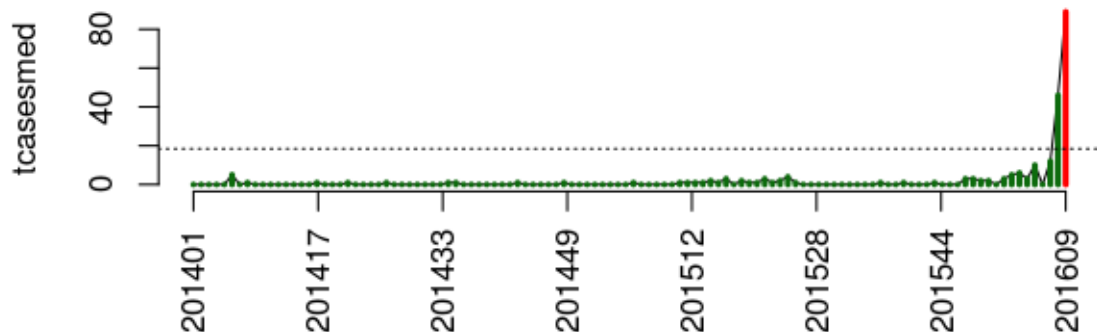
SE	tweet	temp	casos	casos.esp	maxcasos	p(Rt1)	inc	nivel	cor
201606	0	25	4	4	4	0.87	58.81	2	amarelo
201607	0	24	1	1	1	0.28	14.7	2	amarelo
201608	0	23.14	1	1	1	0.25	14.7	2	amarelo
201609	0	20.5	3	3	3	0.72	44.11	2	amarelo

volta

R.S.08-Francisco Beltrão

Ampére, Barracão, Bela Vista do Carobá, Boa Esperança do Iguaçu, Bom Jesus do Sul, Capanema, Cruzeiro do Iguaçu, Dois Vizinhos, Enéas Marques, Flor da Serra do Sul, Francisco Beltrão, Manfrinópolis, Marmeleiro, Nova Esperança do Sudoeste, Nova Prata do Iguaçu, Pérola D'Oeste, Pinhal de São Bento, Planalto, Pranchita, Realeza, Renascença, Salgado Filho, Salto do Lontra, Santa Izabel do Oeste, Santo Antônio do Sudoeste, São Jorge D'Oeste, Verê

Ampére

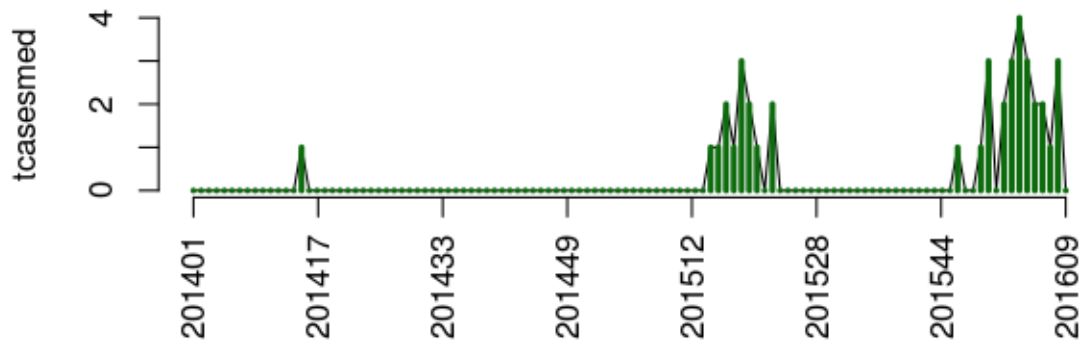


Histórico

SE	tweet	temp	casos	casos.esp	maxcasos	p(Rt1)	inc	nivel	cor
201606	0	22	0	0	0	0	0	1	verde
201607	0	NA	11	12	12	0.94	65.08	1	verde
201608	0	NA	37	46	48	1	249.5	1	verde
201609	0	NA	59	89	92	1	482.7	4	vermelho

volta

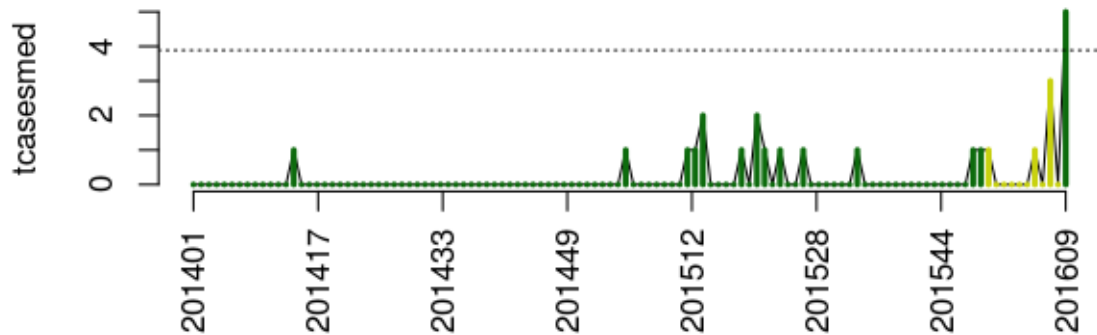
Barracão



Histórico

SE	tweet	temp	casos	casos.esp	maxcasos	p(Rt1)	inc	nivel	cor
201606	0	22	2	2	2	0.34	19.63	1	verde
201607	0	NA	1	1	1	0.2	9.816	1	verde
201608	0	NA	3	3	3	0.7	29.45	1	verde
201609	0	NA	0	0	0	0	0	1	verde

Bela Vista do Carobá

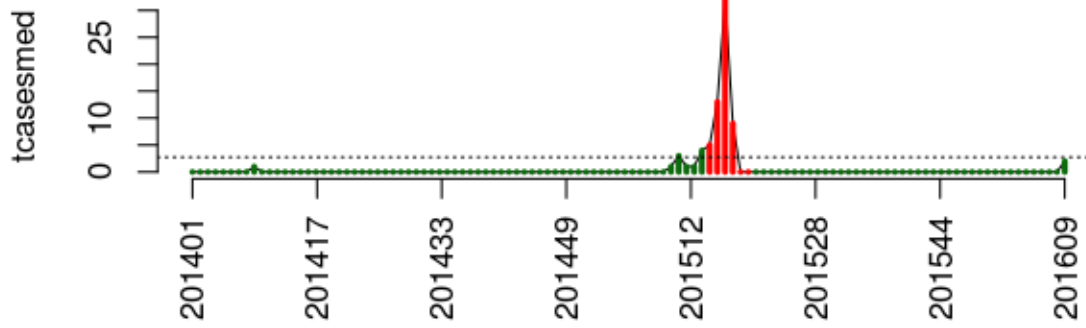


Histórico

SE	tweet	temp	casos	casos.esp	maxcasos	p(Rt1)	inc	nivel	cor
201606	0	22	0	0	0	0	0	2	amarelo
201607	0	NA	3	3	3	0.94	77.18	2	amarelo
201608	0	NA	0	0	0	0	0	2	amarelo
201609	0	NA	4	5	5	0.94	128.6	1	verde

volta

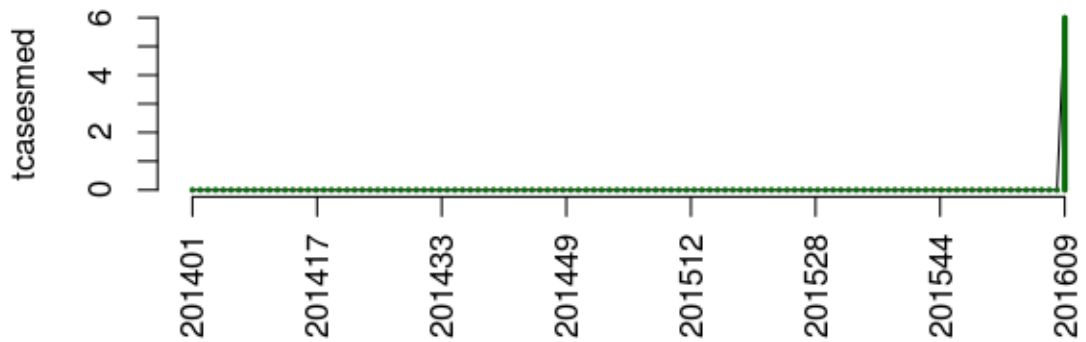
Boa Esperança do Iguaçu



Histórico

SE	tweet	temp	casos	casos.esp	maxcasos	p(Rt1)	inc	nivel	cor
201606	0	22	0	0	0	0	0	1	verde
201607	0	NA	0	0	0	0	0	1	verde
201608	0	NA	0	0	0	0	0	1	verde
201609	0	NA	2	2	2	0.97	73.02	1	verde

Bom Jesus do Sul

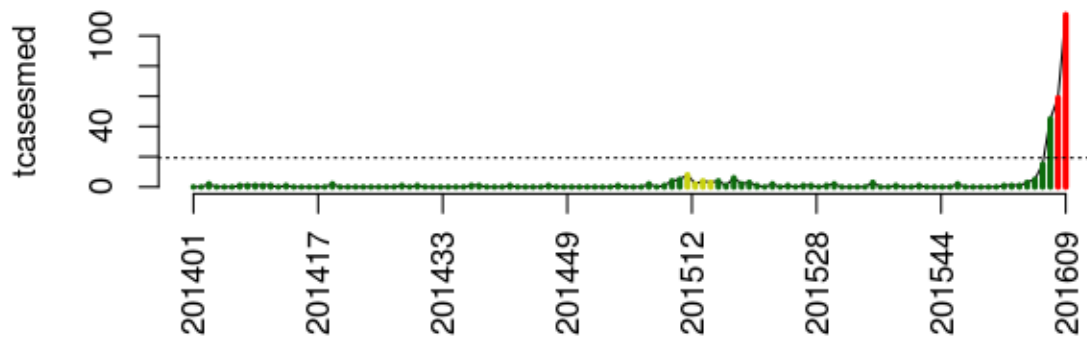


Histórico

SE	tweet	temp	casos	casos.esp	maxcasos	p(Rt1)	inc	nivel	cor
201606	0	22	0	0	0	0.5	0	1	verde
201607	0	NA	0	0	0	0.5	0	1	verde
201608	0	NA	0	0	0	0.5	0	1	verde
201609	0	NA	5	6	7	1	157.9	1	verde

volta

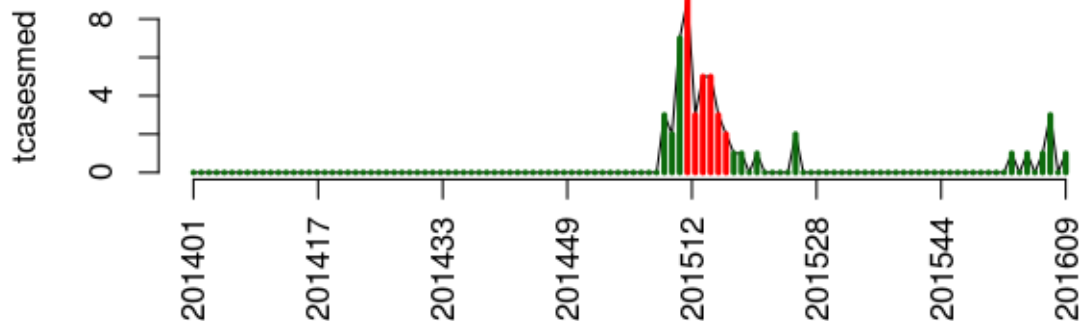
Capanema



Histórico

SE	tweet	temp	casos	casos.esp	maxcasos	p(Rt1)	inc	nivel	cor
201606	1	22	14	15	15	1	78.01	1	verde
201607	1	NA	39	45	46	1	234	1	verde
201608	0	NA	47	59	61	1	306.8	4	vermelho
201609	0	NA	75	114	118	1	592.9	4	vermelho

Cruzeiro do Iguaçu

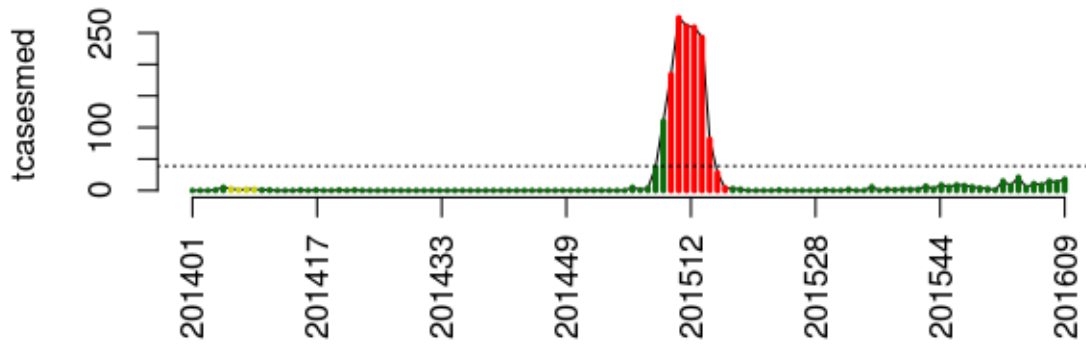


Histórico

SE	tweet	temp	casos	casos.esp	maxcasos	p(Rt1)	inc	nivel	cor
201606	0	22	1	1	1	0.71	22.83	1	verde
201607	0	NA	3	3	3	0.92	68.49	1	verde
201608	0	NA	0	0	0	0	0	1	verde
201609	0	NA	1	1	1	0.4	22.83	1	verde

volta

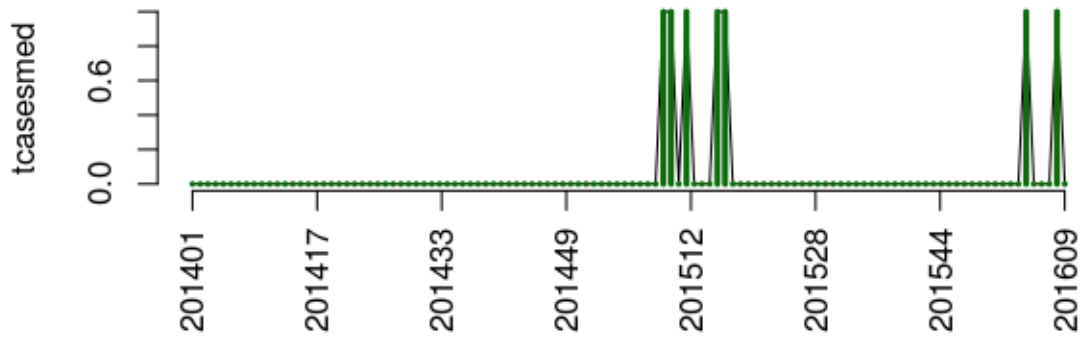
Dois Vizinhos



Histórico

	SE	tweet	temp	casos	casos.esp	maxcasos	p(Rt1)	inc	nivel	cor
201606		1	22	9	9	9	0.34	23.22	1	verde
201607		0	NA	14	15	16	0.84	38.69	1	verde
201608		2	NA	11	13	13	0.67	33.53	1	verde
201609		0	NA	13	18	19	0.84	46.43	1	verde

Enéas Marques

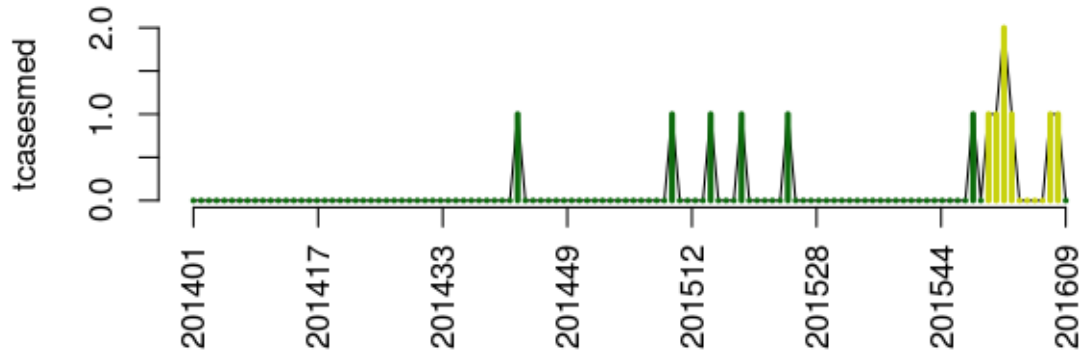


Histórico

	SE	tweet	temp	casos	casos.esp	maxcasos	p(Rt1)	inc	nivel	cor
201606		0	22	0	0	0	0	0	1	verde
201607		0	NA	0	0	0	0	0	1	verde
201608		0	NA	1	1	1	0.89	16.11	1	verde
201609		0	NA	0	0	0	0	0	1	verde

volta

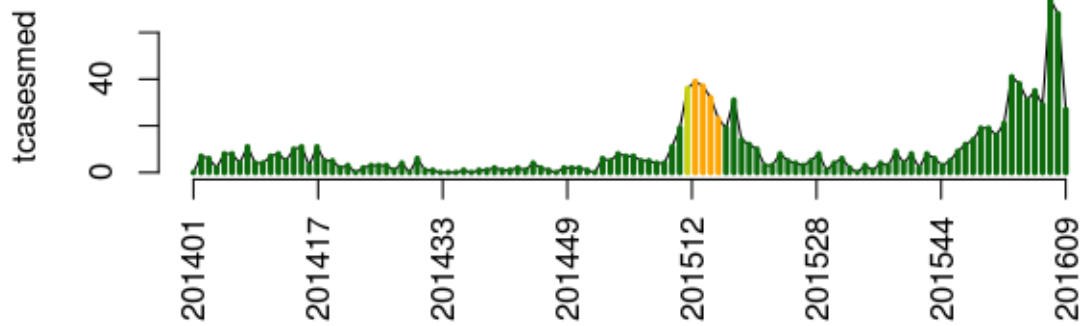
Flor da Serra do Sul



Histórico

SE	tweet	temp	casos	casos.esp	maxcasos	p(Rt1)	inc	nivel	cor
201606	0	22	0	0	0	0	0	2	amarelo
201607	0	NA	1	1	1	0.93	20.78	2	amarelo
201608	0	NA	1	1	1	0.8	20.78	2	amarelo
201609	0	NA	0	0	0	0	0	1	verde

Francisco Beltrão

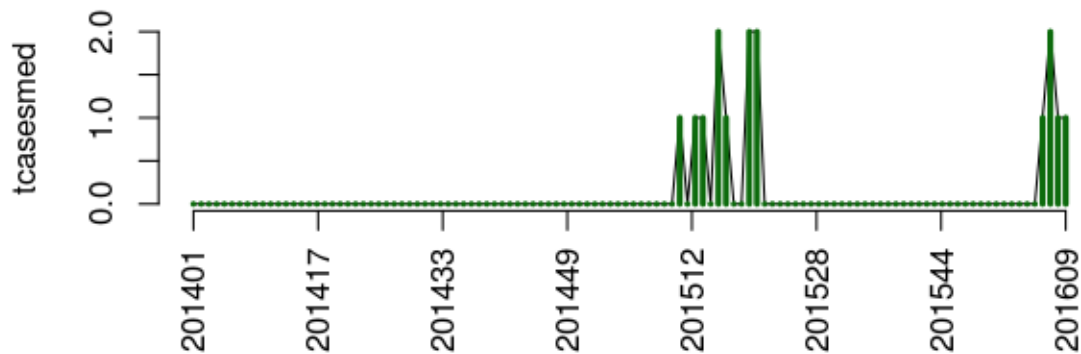


Histórico

SE	tweet	temp	casos	casos.esp	maxcasos	p(Rt1)	inc	nivel	cor
201606	8	22	27	29	30	0.28	33.92	1	verde
201607	1	NA	63	74	75	1	86.56	1	verde
201608	2	NA	54	68	70	0.99	79.55	1	verde
201609	0	NA	19	27	29	0	31.58	1	verde

volta

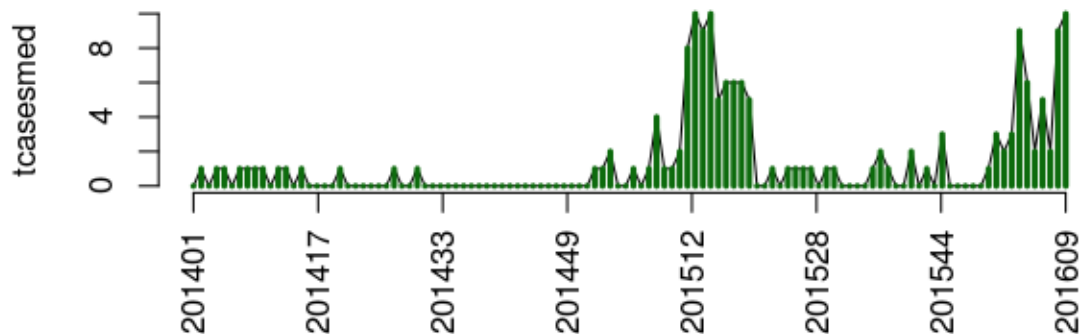
Manfrinópolis



Histórico

SE	tweet	temp	casos	casos.esp	maxcasos	p(Rt1)	inc	nivel	cor
201606	0	22	1	1	1	0.94	33.3	1	verde
201607	0	NA	2	2	2	0.91	66.6	1	verde
201608	0	NA	1	1	1	0.54	33.3	1	verde
201609	0	NA	1	1	1	0.43	33.3	1	verde

Marmeleiro

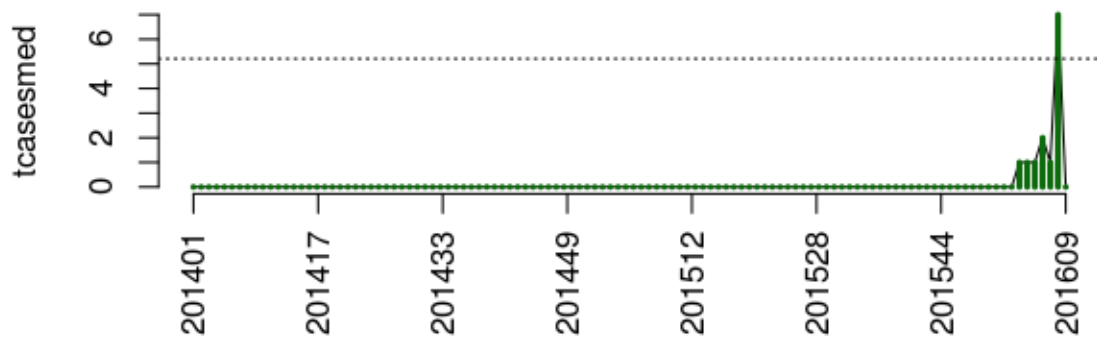


Histórico

SE	tweet	temp	casos	casos.esp	maxcasos	p(Rt1)	inc	nivel	cor
201606	0	22	5	5	5	0.46	34.64	1	verde
201607	0	NA	2	2	2	0.17	13.86	1	verde
201608	0	NA	8	9	9	0.93	62.35	1	verde
201609	0	NA	8	10	11	0.91	69.28	1	verde

volta

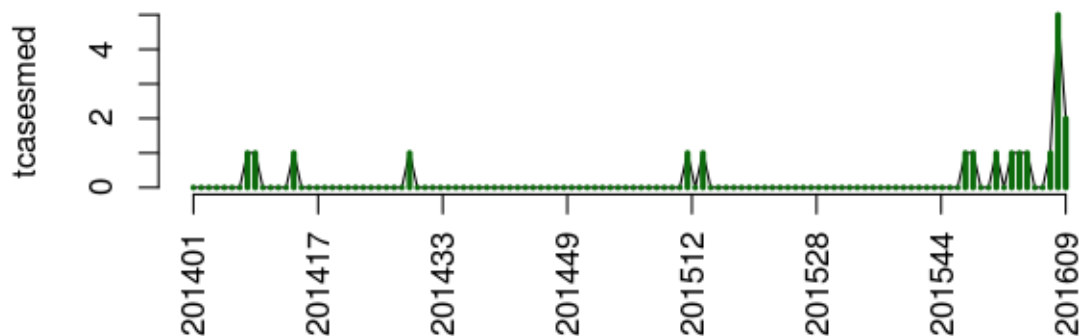
Nova Esperança do Sudoeste



Histórico

SE	tweet	temp	casos	casos.esp	maxcasos	p(Rt1)	inc	nivel	cor
201606	0	22	2	2	2	0.76	38.38	1	verde
201607	0	NA	1	1	1	0.43	19.19	1	verde
201608	0	NA	6	7	7	0.97	134.3	1	verde
201609	0	NA	0	0	0	0	0	1	verde

Nova Prata do Iguaçu

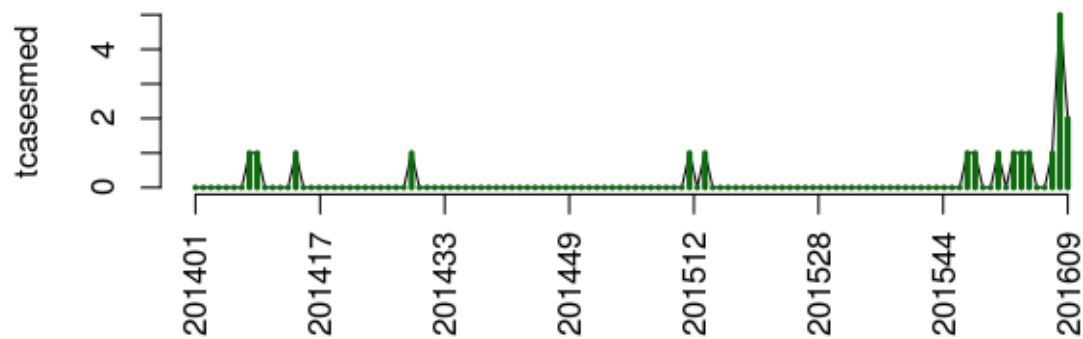


Histórico

SE	tweet	temp	casos	casos.esp	maxcasos	p(Rt1)	inc	nivel	cor
201606	0	22	0	0	0	0	0	1	verde
201607	0	NA	1	1	1	0.75	14.74	1	verde
201608	1	NA	5	5	6	0.98	73.71	1	verde
201609	1	NA	2	2	2	0.57	29.49	1	verde

volta

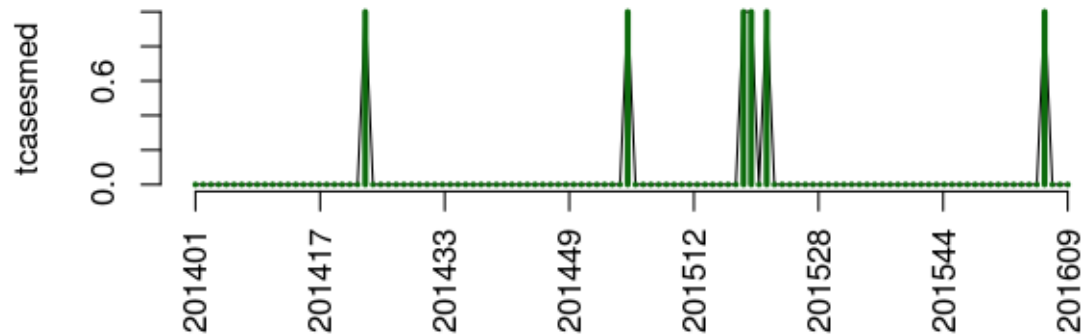
Pérola D'Oeste



Histórico

SE	tweet	temp	casos	casos.esp	maxcasos	p(Rt1)	inc	nivel	cor
201606	0	22	0	0	0	0	0	1	verde
201607	0	NA	1	1	1	0.75	14.74	1	verde
201608	1	NA	5	5	6	0.98	73.71	1	verde
201609	1	NA	2	2	2	0.57	29.49	1	verde

Pinhal de São Bento

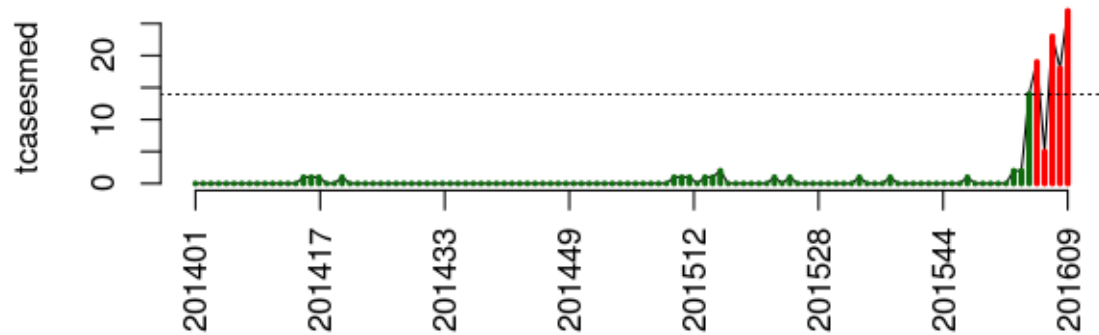


Histórico

SE	tweet	temp	casos	casos.esp	maxcasos	p(Rt1)	inc	nivel	cor
201606	0	22	1	1	1	0.94	36.6	1	verde
201607	0	NA	0	0	0	0	0	1	verde
201608	0	NA	0	0	0	0	0	1	verde
201609	0	NA	0	0	0	0	0	1	verde

volta

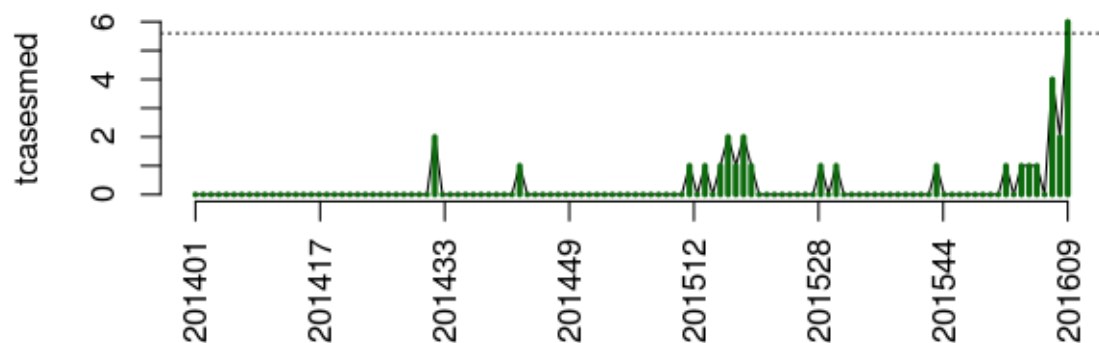
Planalto



Histórico

SE	tweet	temp	casos	casos.esp	maxcasos	p(Rt1)	inc	nivel	cor
201606	0	22	5	5	5	0.08	35.86	4	vermelho
201607	0	NA	21	23	24	0.96	164.9	4	vermelho
201608	0	NA	15	18	19	0.75	129.1	4	vermelho
201609	0	NA	19	27	28	0.94	193.6	4	vermelho

Pranchita

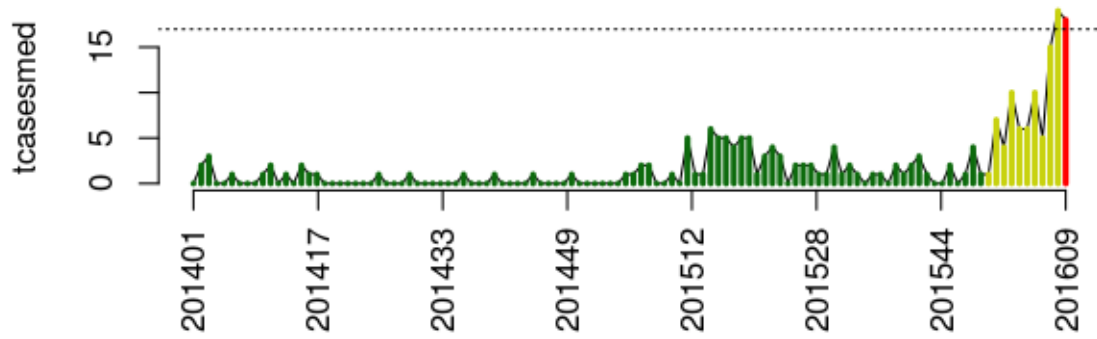


Histórico

SE	tweet	temp	casos	casos.esp	maxcasos	p(Rt1)	inc	nivel	cor
201606	1	22	0	0	0	0	0	1	verde
201607	0	NA	4	4	4	0.94	71.43	1	verde
201608	0	NA	2	2	2	0.63	35.71	1	verde
201609	0	NA	5	6	7	0.91	107.1	1	verde

volta

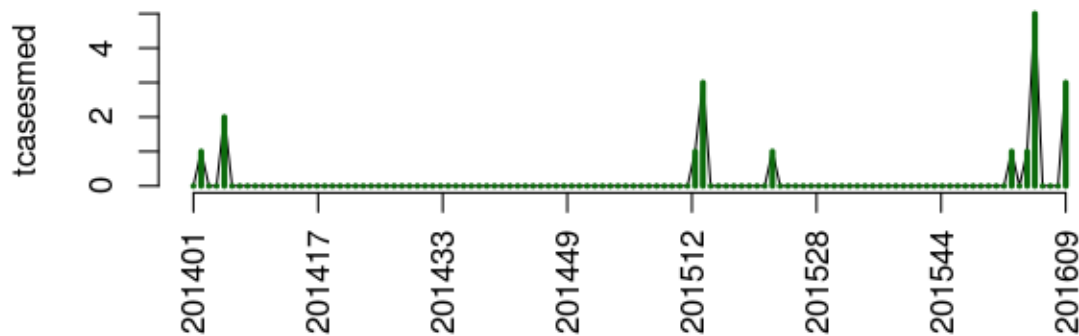
Realeza



Histórico

SE	tweet	temp	casos	casos.esp	maxcasos	p(Rt1)	inc	nivel	cor
201606	0	22	5	5	5	0.27	29.45	2	amarelo
201607	3	NA	14	15	16	0.94	88.35	2	amarelo
201608	1	NA	16	19	20	0.96	111.9	2	amarelo
201609	1	NA	13	18	19	0.82	106	4	vermelho

Salgado Filho

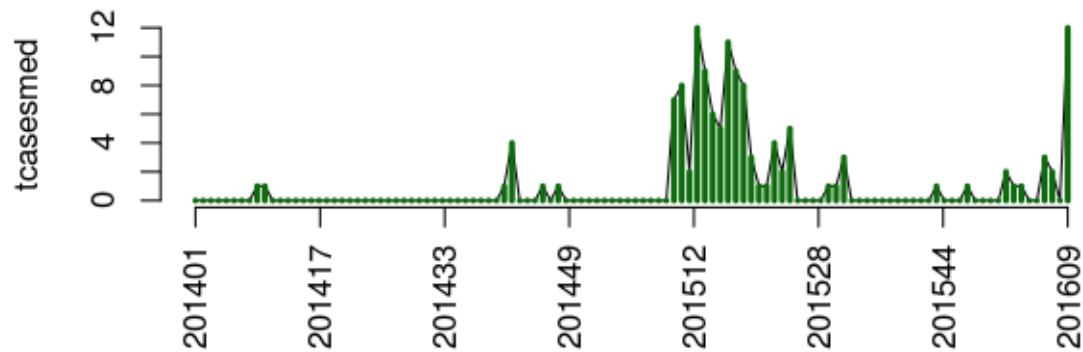


Histórico

SE	tweet	temp	casos	casos.esp	maxcasos	p(Rt1)	inc	nivel	cor
201606	0	22	0	0	0	0	0	1	verde
201607	0	NA	0	0	0	0	0	1	verde
201608	0	NA	0	0	0	0	0	1	verde
201609	0	NA	3	3	4	0.93	71.21	1	verde

volta

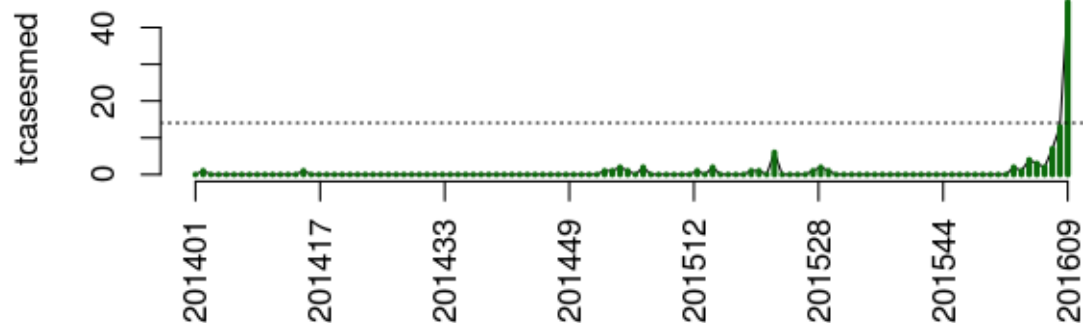
Salto do Lontra



Histórico

SE	tweet	temp	casos	casos.esp	maxcasos	p(Rt1)	inc	nivel	cor
201606	0	22	3	3	3	0.94	20.76	1	verde
201607	0	NA	2	2	2	0.76	13.84	1	verde
201608	0	NA	0	0	0	0	0	1	verde
201609	0	NA	9	12	13	1	83.04	1	verde

Santa Izabel do Oeste

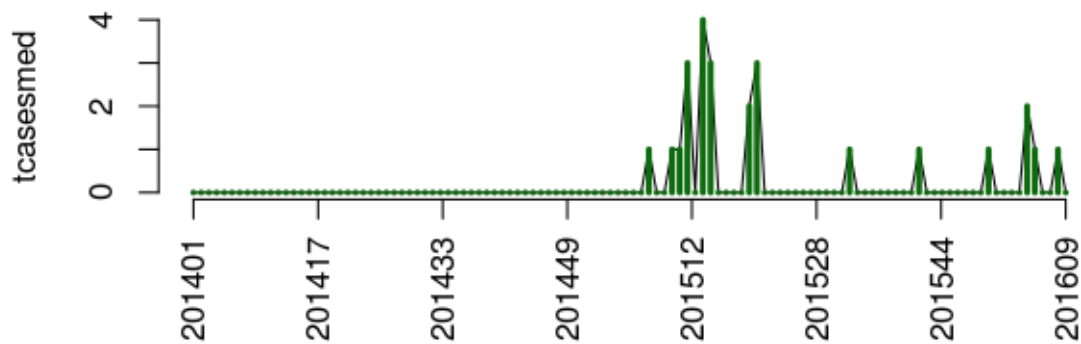


Histórico

SE	tweet	temp	casos	casos.esp	maxcasos	p(Rt1)	inc	nivel	cor
201606	0	22	2	2	2	0.38	14.25	1	verde
201607	1	NA	7	7	8	0.9	49.86	1	verde
201608	0	NA	11	13	13	0.98	92.6	1	verde
201609	0	NA	32	47	48	1	334.8	1	verde

volta

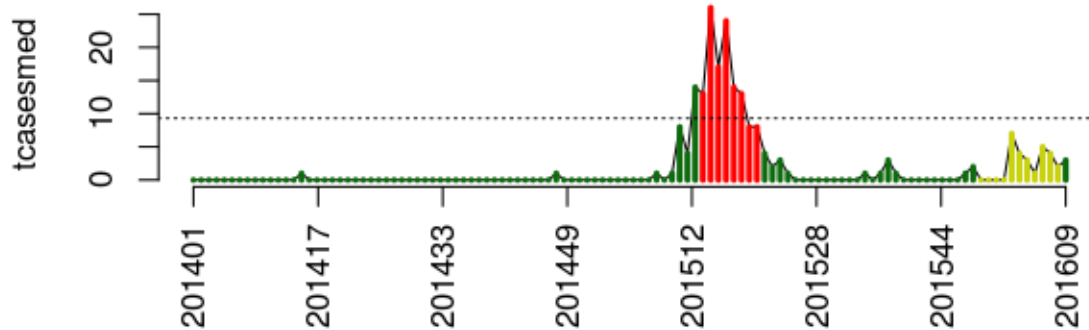
Santo Antônio do Sudoeste



Histórico

SE	tweet	temp	casos	casos.esp	maxcasos	p(Rt1)	inc	nivel	cor
201606	0	22	0	0	0	0	0	1	verde
201607	0	NA	0	0	0	0	0	1	verde
201608	0	NA	1	1	1	0.72	5.037	1	verde
201609	0	NA	0	0	0	0	0	1	verde

São Jorge D'Oeste

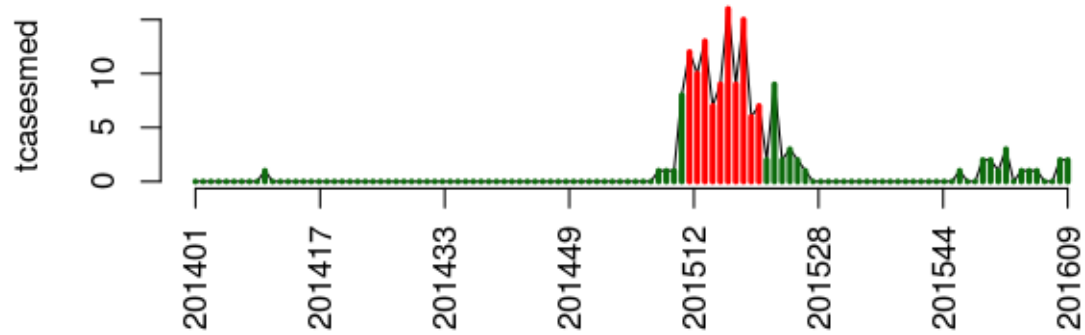


Histórico

SE	tweet	temp	casos	casos.esp	maxcasos	p(Rt1)	inc	nivel	cor
201606	0	22	5	5	5	0.75	53.72	2	amarelo
201607	0	NA	4	4	4	0.66	42.98	2	amarelo
201608	0	NA	2	2	2	0.27	21.49	2	amarelo
201609	0	NA	3	3	4	0.44	32.23	1	verde

volta

Verê



Histórico

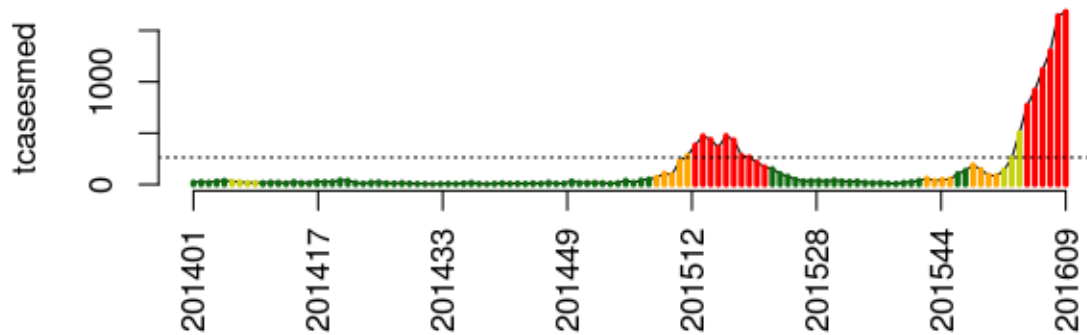
SE	tweet	temp	casos	casos.esp	maxcasos	p(Rt1)	inc	nivel	cor
201606	0	22	0	0	0	0	0	1	verde
201607	0	NA	0	0	0	0	0	1	verde
201608	0	NA	2	2	2	0.88	25.47	1	verde
201609	0	NA	2	2	2	0.82	25.47	1	verde

volta

R.S.09-Foz do Iguaçu

Foz do Iguaçu, Itaipulândia, Matelândia, Medianeira, Missal, Ramilândia, Santa Terezinha de Itaipu, São Miguel do Iguaçu, Serranópolis do Iguaçu

Foz do Iguaçu

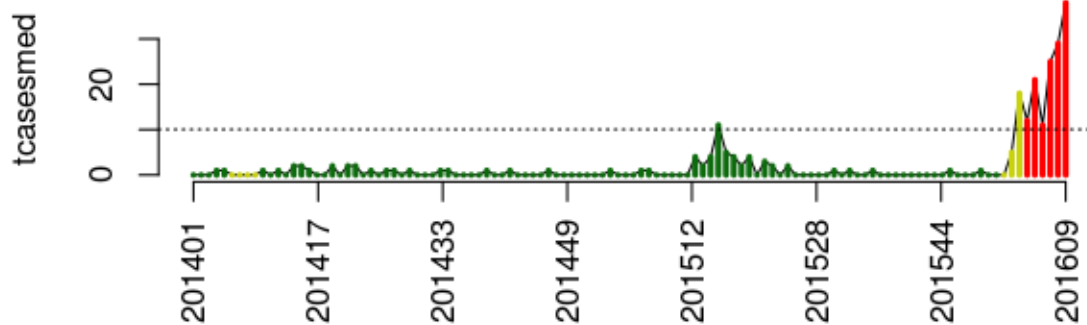


Histórico

SE	tweet	temp	casos	casos.esp	maxcasos	p(Rt1)	inc	nivel	cor
201606	29	25	889	1119	1127	1	424.4	4	vermelho
201607	23	24	969	1301	1309	1	493.5	4	vermelho
201608	19	23.14	1104	1643	1653	1	623.2	4	vermelho
201609	23	20.5	946	1684	1699	1	638.7	4	vermelho

volta

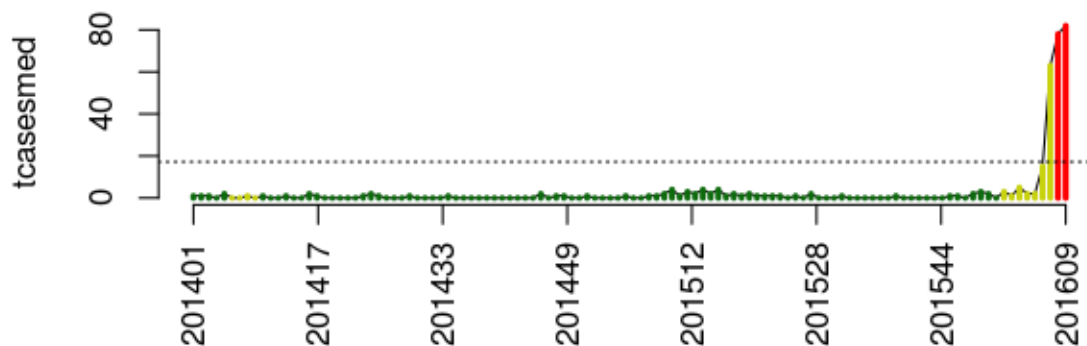
Itaipulândia



Histórico

SE	tweet	temp	casos	casos.esp	maxcasos	p(Rt1)	inc	nivel	cor
201606	0	25	10	11	11	0.24	109.4	4	vermelho
201607	0	24	21	25	26	0.92	248.6	4	vermelho
201608	0	23.14	22	29	31	0.95	288.4	4	vermelho
201609	0	20.5	24	38	40	0.98	377.9	4	vermelho

Matelândia

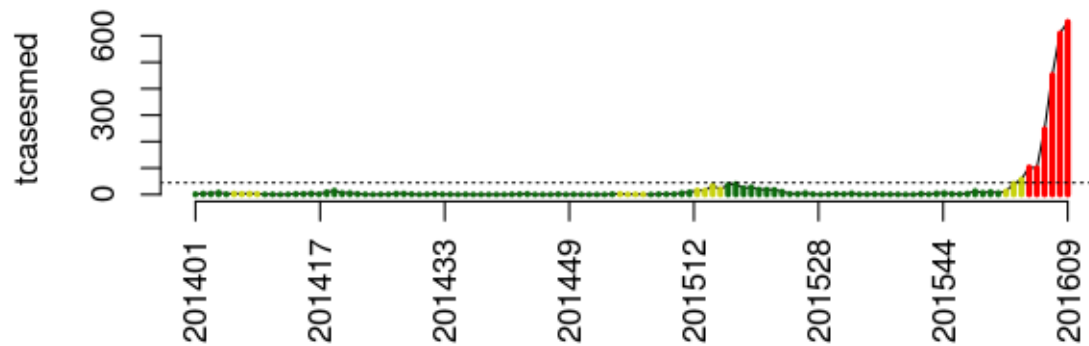


Histórico

SE	tweet	temp	casos	casos.esp	maxcasos	p(Rt1)	inc	nivel	cor
201606	0	25	14	15	16	1	87.28	2	amarelo
201607	0	24	50	63	65	1	366.6	2	amarelo
201608	0	23.14	56	78	80	1	453.9	4	vermelho
201609	1	20.5	50	82	85	1	477.1	4	vermelho

volta

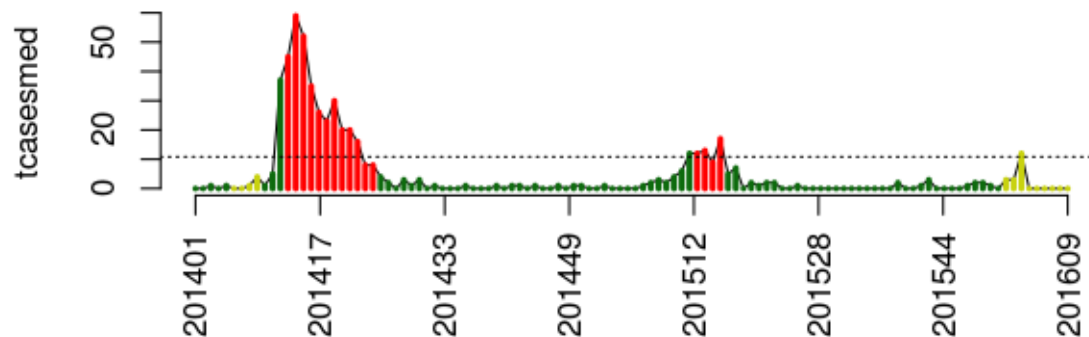
Medianeira



Histórico

SE	tweet	temp	casos	casos.esp	maxcasos	p(Rt1)	inc	nivel	cor
201606	2	25	200	247	250	1	554.8	4	vermelho
201607	1	24	340	452	457	1	1015	4	vermelho
201608	2	23.14	414	609	614	1	1368	4	vermelho
201609	4	20.5	371	653	660	1	1467	4	vermelho

Missal

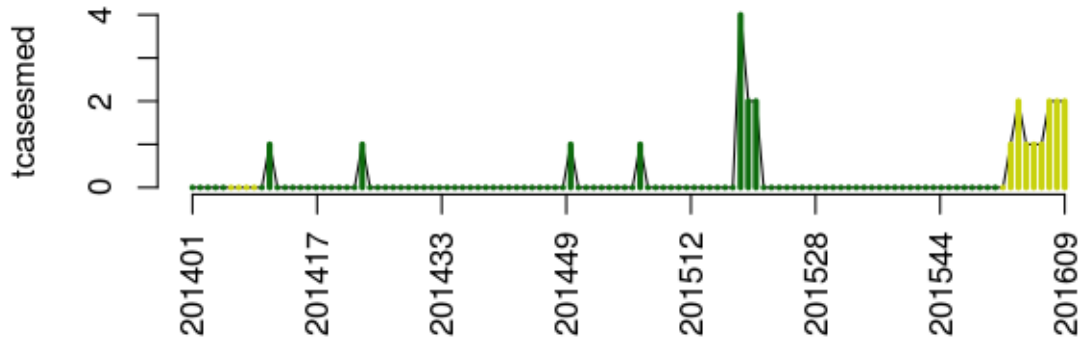


Histórico

SE	tweet	temp	casos	casos.esp	maxcasos	p(Rt1)	inc	nivel	cor
201606	0	25	0	0	0	0	0	2	amarelo
201607	1	24	0	0	0	0	0	2	amarelo
201608	0	23.14	0	0	0	0	0	2	amarelo
201609	0	20.5	0	0	0	0	0	2	amarelo

volta

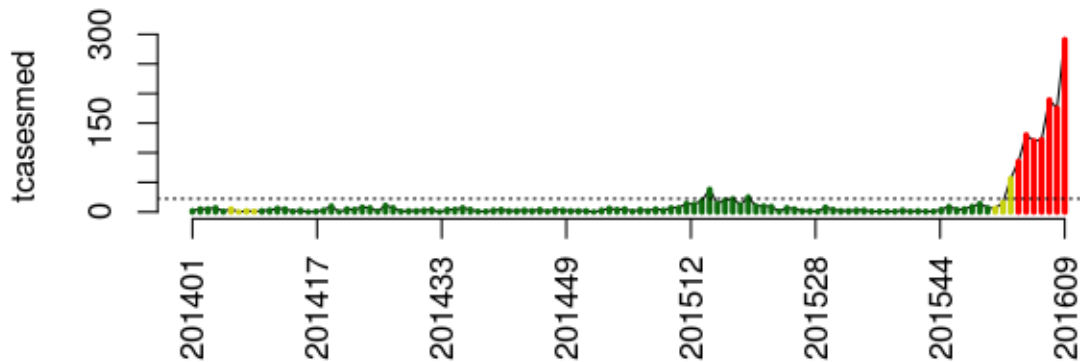
Ramilândia



Histórico

SE	tweet	temp	casos	casos.esp	maxcasos	p(Rt1)	inc	nivel	cor
201606	0	25	1	1	1	0.43	22.94	2	amarelo
201607	0	24	2	2	2	0.71	45.88	2	amarelo
201608	0	23.14	2	2	2	0.67	45.88	2	amarelo
201609	0	20.5	2	2	3	0.59	45.88	2	amarelo

Santa Terezinha de Itaipu

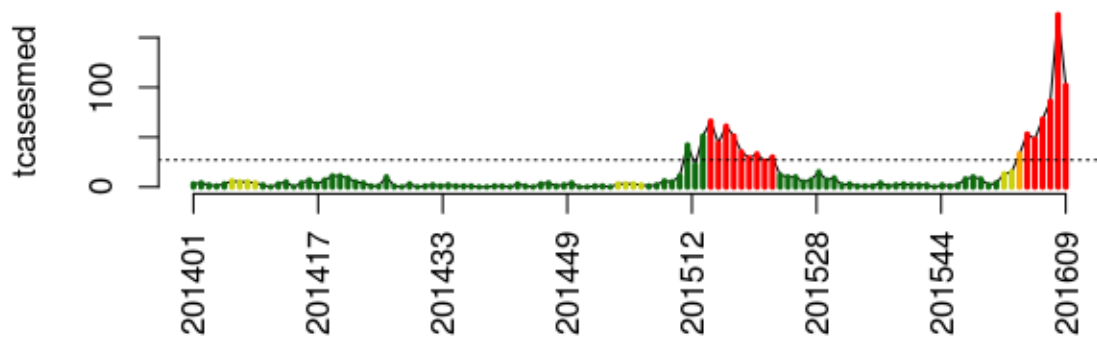


Histórico

SE	tweet	temp	casos	casos.esp	maxcasos	p(Rt1)	inc	nivel	cor
201606	1	25	100	122	124	0.85	545.8	4	vermelho
201607	0	24	145	189	192	1	845.5	4	vermelho
201608	1	23.14	122	175	178	0.98	782.9	4	vermelho
201609	1	20.5	168	291	296	1	1302	4	vermelho

volta

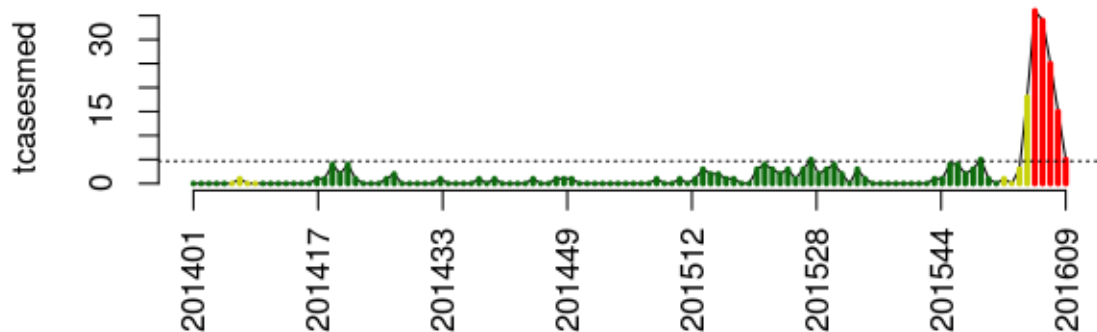
São Miguel do Iguaçu



Histórico

SE	tweet	temp	casos	casos.esp	maxcasos	p(Rt1)	inc	nivel	cor
201606	0	25	57	68	70	0.99	251.3	4	vermelho
201607	1	24	67	86	88	1	317.8	4	vermelho
201608	0	23.14	121	173	176	1	639.3	4	vermelho
201609	0	20.5	61	102	105	0.6	376.9	4	vermelho

Serranópolis do Iguaçu



Histórico

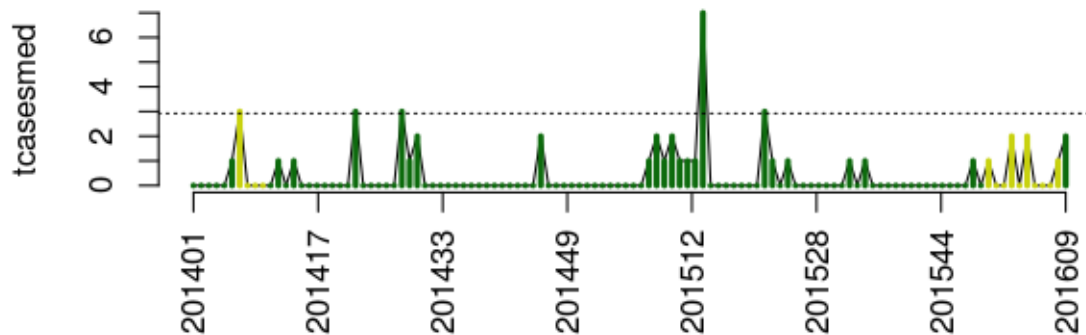
SE	tweet	temp	casos	casos.esp	maxcasos	p(Rt1)	inc	nivel	cor
201606	0	25	29	34	35	0.99	729.8	4	vermelho
201607	0	24	21	25	26	0.42	536.6	4	vermelho
201608	0	23.14	12	15	16	0.02	322	4	vermelho
201609	0	20.5	4	5	6	0	107.3	4	vermelho

volta

R.S.10-Cascavel

Anahy, Boa Vista da Aparecida, Braganey, Cafelândia, Campo Bonito, Capitão Leônidas Marques, Cascavel, Catanduvas, Céu Azul, Corbélia, Diamante do Sul, Espigão Alto do Iguaçu, Formosa do Oeste, Guaraniaçu, Ibema, Iguatu, Iracema do Oeste, Jesuítas, Lindoeste, Nova Aurora, Quedas do Iguaçu, Santa Lúcia, Santa Tereza do Oeste, Três Barras do Paraná, Vera Cruz do Oeste

Anahy

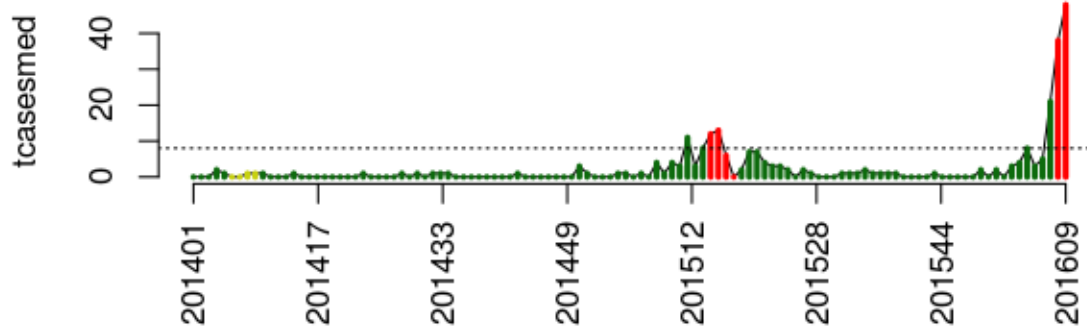


Histórico

SE	tweet	temp	casos	casos.esp	maxcasos	p(Rt1)	inc	nivel	cor
201606	0	22	0	0	0	0	0	2	amarelo
201607	0	NA	0	0	0	0	0	2	amarelo
201608	0	NA	1	1	1	0.84	34.22	2	amarelo
201609	0	NA	2	2	2	0.9	68.45	1	verde

volta

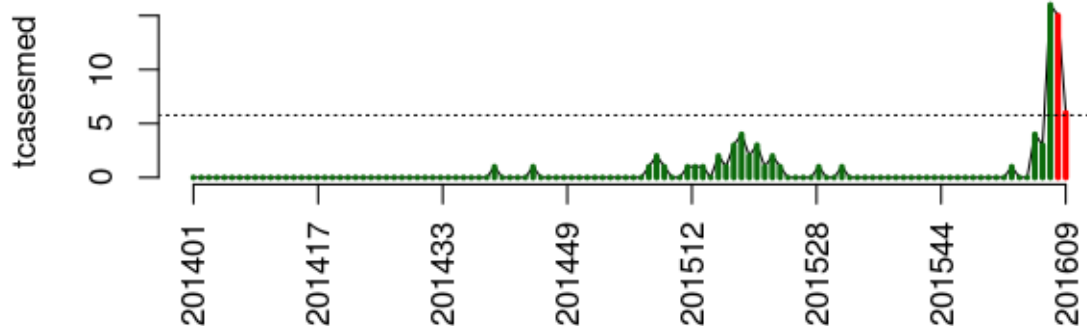
Boa Vista da Aparecida



Histórico

SE	tweet	temp	casos	casos.esp	maxcasos	p(Rt1)	inc	nivel	cor
201606	0	22	5	5	5	0.5	62.52	1	verde
201607	0	NA	19	21	22	1	262.6	1	verde
201608	0	NA	31	38	40	1	475.1	4	vermelho
201609	0	NA	32	48	50	1	600.2	4	vermelho

Braganey

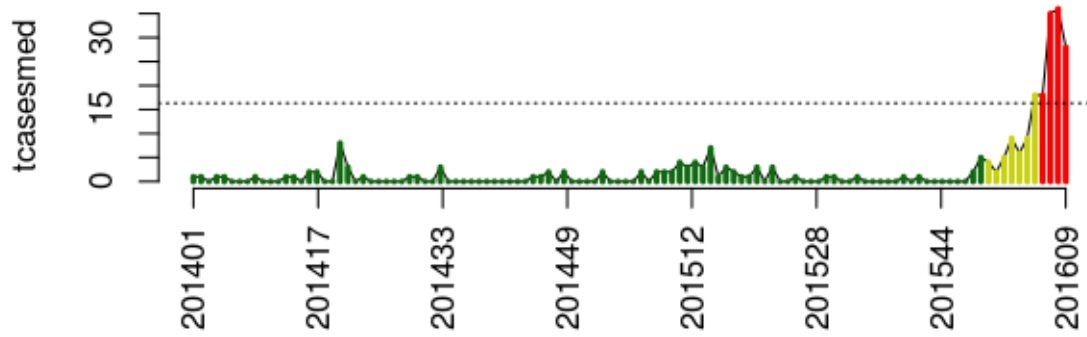


Histórico

SE	tweet	temp	casos	casos.esp	maxcasos	p(Rt1)	inc	nivel	cor
201606	0	22	3	3	3	0.83	51.99	1	verde
201607	0	NA	15	16	17	1	277.3	1	verde
201608	0	NA	13	15	16	0.96	260	4	vermelho
201609	0	NA	5	6	7	0.13	104	4	vermelho

volta

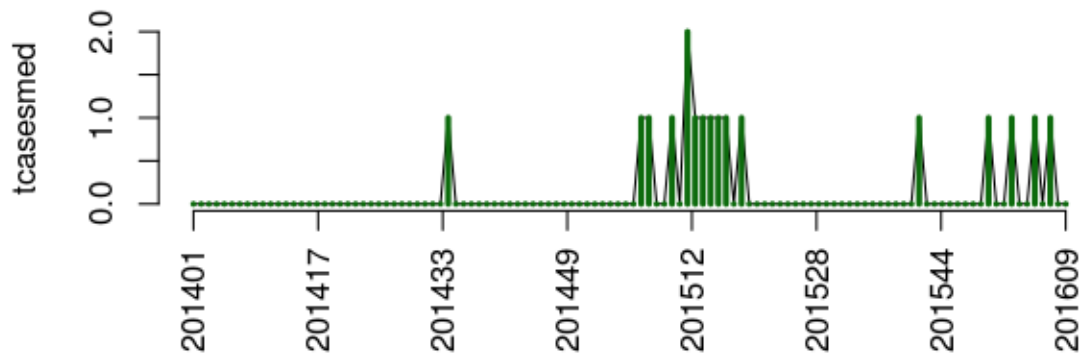
Cafelândia



Histórico

SE	tweet	temp	casos	casos.esp	maxcasos	p(Rt1)	inc	nivel	cor
201606	0	22	17	18	18	0.91	110.3	4	vermelho
201607	0	NA	31	35	36	1	214.4	4	vermelho
201608	0	NA	29	36	37	0.97	220.6	4	vermelho
201609	0	NA	19	28	29	0.49	171.6	4	vermelho

Campo Bonito

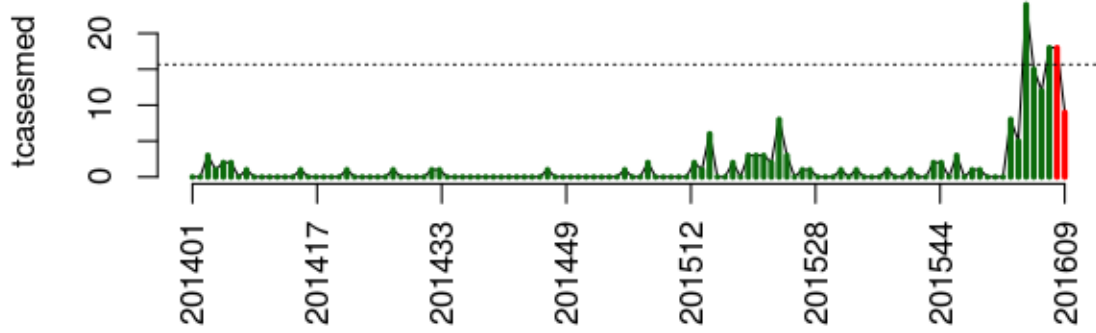


Histórico

SE	tweet	temp	casos	casos.esp	maxcasos	p(Rt1)	inc	nivel	cor
201606	0	22	0	0	0	0	0	1	verde
201607	0	NA	1	1	1	0.74	23.21	1	verde
201608	0	NA	0	0	0	0	0	1	verde
201609	0	NA	0	0	0	0	0	1	verde

volta

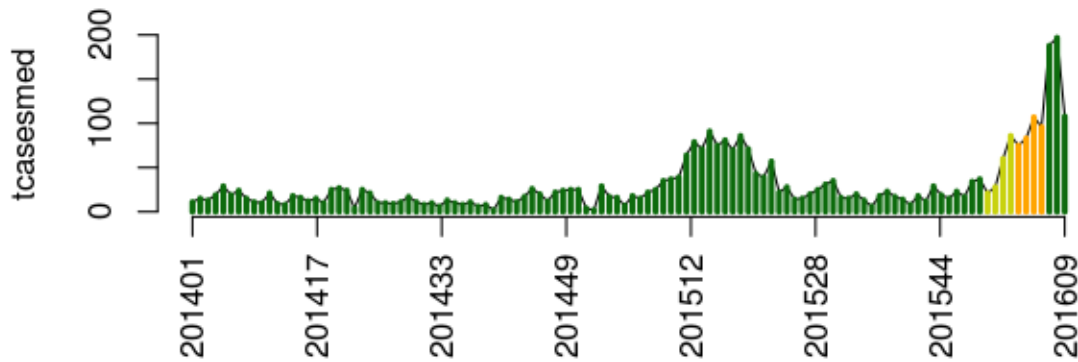
Capitão Leônidas Marques



Histórico

SE	tweet	temp	casos	casos.esp	maxcasos	p(Rt1)	inc	nivel	cor
201606	0	22	12	12	13	0.32	76.63	1	verde
201607	0	NA	17	18	19	0.67	114.9	1	verde
201608	0	NA	15	18	19	0.68	114.9	4	vermelho
201609	0	NA	7	9	10	0.09	57.47	4	vermelho

Cascavel

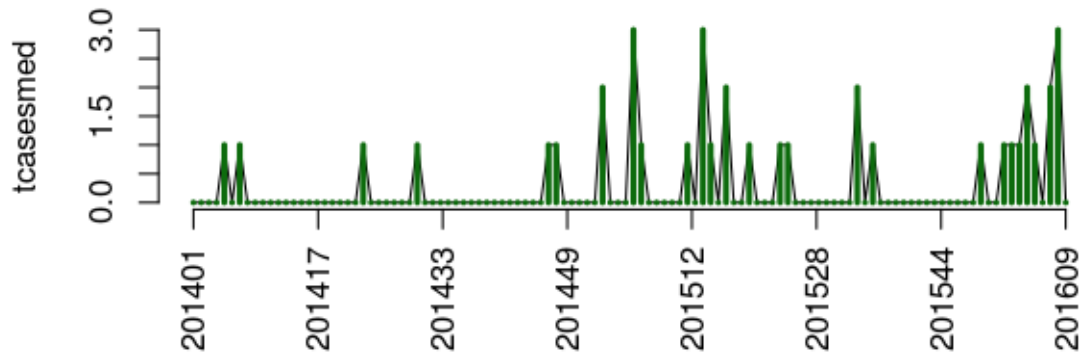


Histórico

SE	tweet	temp	casos	casos.esp	maxcasos	p(Rt1)	inc	nivel	cor
201606	13	22	87	96	97	0.76	31.04	3	laranja
201607	7	NA	159	188	190	1	60.79	1	verde
201608	9	NA	150	197	200	1	63.7	1	verde
201609	7	NA	68	108	110	0	34.92	1	verde

volta

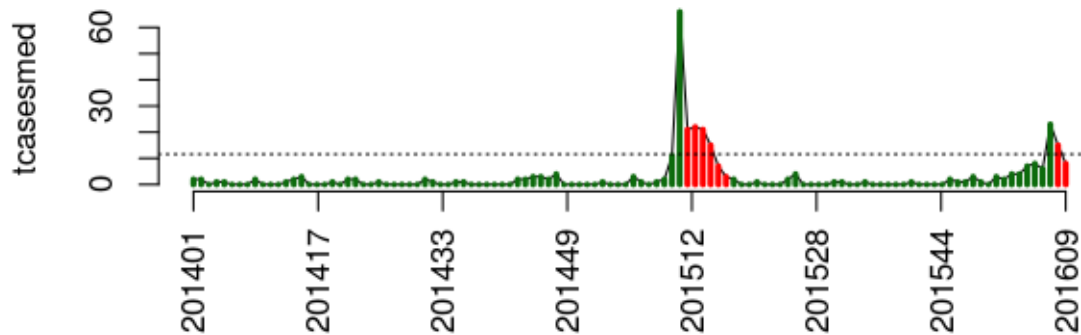
Catanduvás



Histórico

SE	tweet	temp	casos	casos.esp	maxcasos	p(Rt1)	inc	nivel	cor
201606	0	22	0	0	0	0	0	1	verde
201607	1	NA	2	2	2	0.73	19.11	1	verde
201608	0	NA	3	3	3	0.85	28.67	1	verde
201609	0	NA	0	0	0	0	0	1	verde

Céu Azul

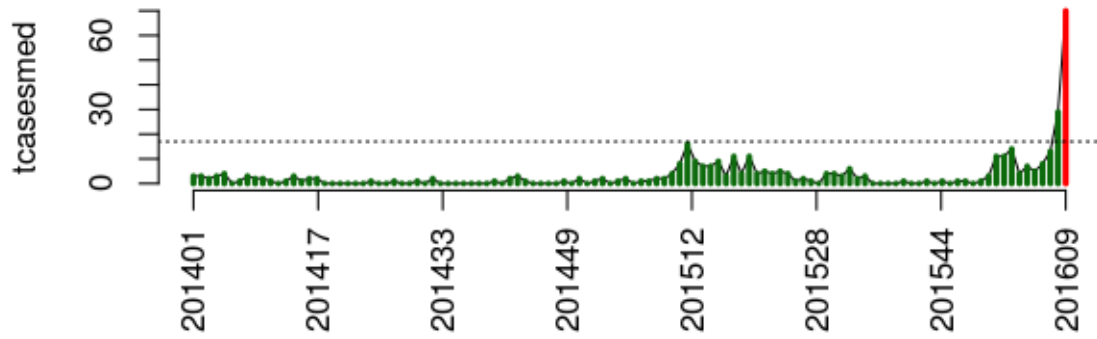


Histórico

SE	tweet	temp	casos	casos.esp	maxcasos	p(Rt1)	inc	nivel	cor
201606	0	22	6	6	6	0.5	51.77	1	verde
201607	0	NA	21	23	24	1	198.5	1	verde
201608	0	NA	13	15	16	0.78	129.4	4	vermelho
201609	3	NA	6	8	9	0.09	69.03	4	vermelho

volta

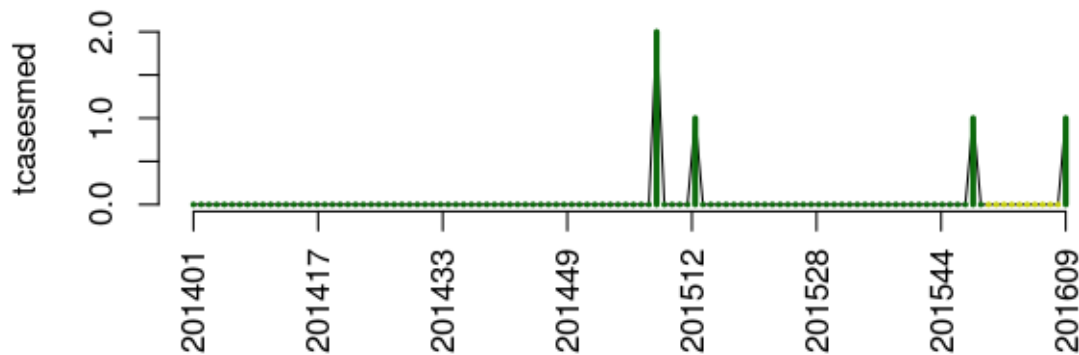
Corbélia



Histórico

SE	tweet	temp	casos	casos.esp	maxcasos	p(Rt1)	inc	nivel	cor
201606	0	22	8	8	8	0.66	47.01	1	verde
201607	0	NA	12	13	13	0.92	76.4	1	verde
201608	0	NA	24	29	30	1	170.4	1	verde
201609	1	NA	45	70	73	1	411.4	4	vermelho

Diamante do Sul

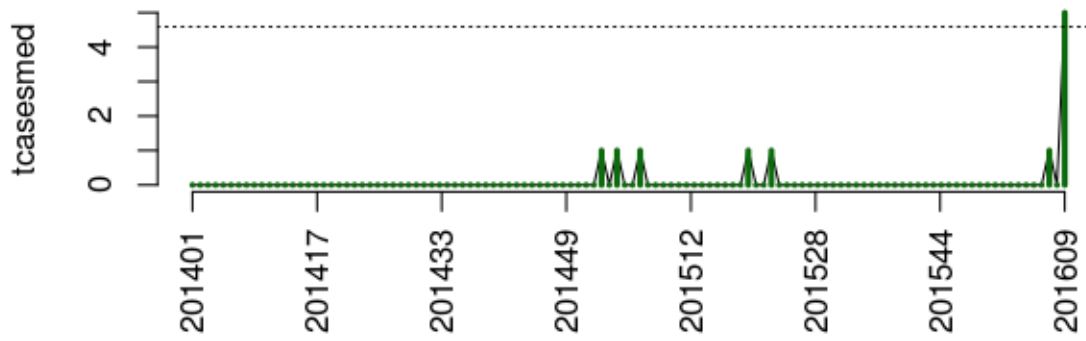


Histórico

SE	tweet	temp	casos	casos.esp	maxcasos	p(Rt1)	inc	nivel	cor
201606	0	22	0	0	0	0	0	2	amarelo
201607	0	NA	0	0	0	0	0	2	amarelo
201608	0	NA	0	0	0	0	0	2	amarelo
201609	0	NA	1	1	1	0.94	27.97	1	verde

volta

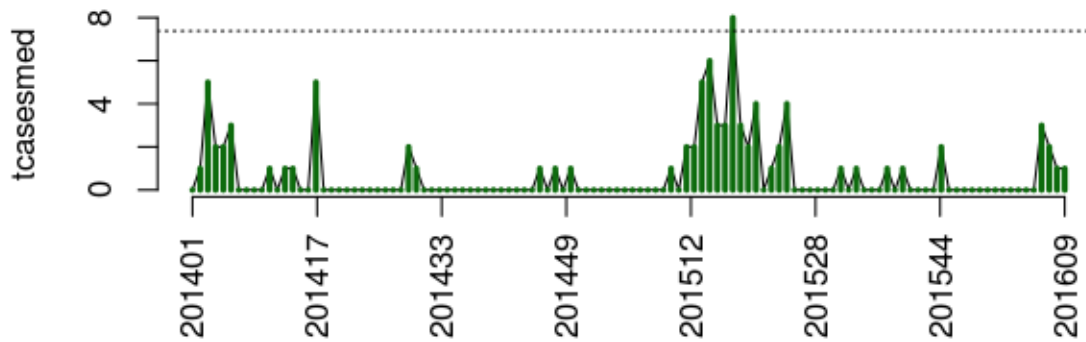
Espigão Alto do Iguaçu



Histórico

SE	tweet	temp	casos	casos.esp	maxcasos	p(Rt1)	inc	nivel	cor
201606	0	22	0	0	0	0	0	1	verde
201607	0	NA	1	1	1	0.94	21.78	1	verde
201608	0	NA	0	0	0	0	0	1	verde
201609	0	NA	4	5	5	0.98	108.9	1	verde

Formosa do Oeste

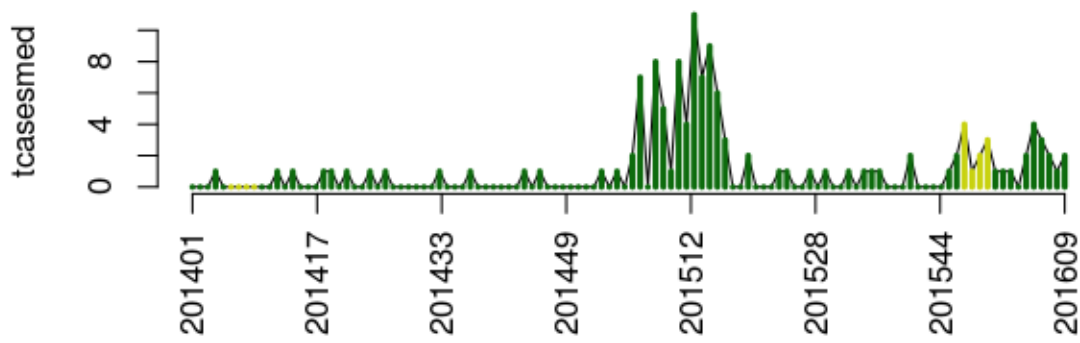


Histórico

SE	tweet	temp	casos	casos.esp	maxcasos	p(Rt1)	inc	nivel	cor
201606	0	22	3	3	3	0.98	40.64	1	verde
201607	0	NA	2	2	2	0.79	27.1	1	verde
201608	0	NA	1	1	1	0.34	13.55	1	verde
201609	0	NA	1	1	1	0.31	13.55	1	verde

volta

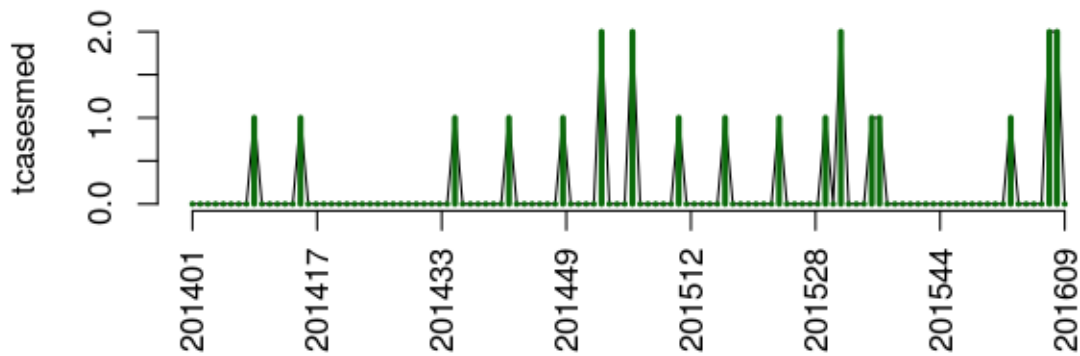
Guaraniaçu



Histórico

SE	tweet	temp	casos	casos.esp	maxcasos	p(Rt1)	inc	nivel	cor
201606	0	22	3	3	3	0.7	21.16	1	verde
201607	0	NA	2	2	2	0.36	14.1	1	verde
201608	0	NA	1	1	1	0.16	7.052	1	verde
201609	0	NA	2	2	2	0.47	14.1	1	verde

Ibema

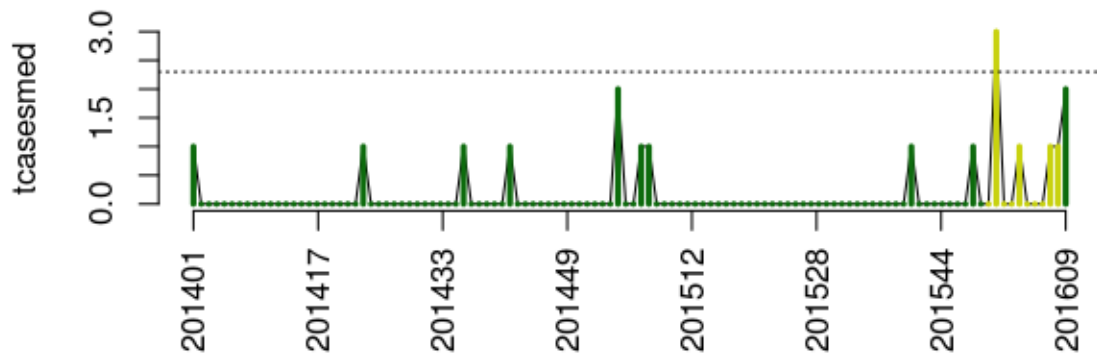


Histórico

SE	tweet	temp	casos	casos.esp	maxcasos	p(Rt1)	inc	nivel	cor
201606	0	22	0	0	0	0	0	1	verde
201607	0	NA	2	2	2	0.96	31.6	1	verde
201608	0	NA	2	2	2	0.85	31.6	1	verde
201609	0	NA	0	0	0	0	0	1	verde

volta

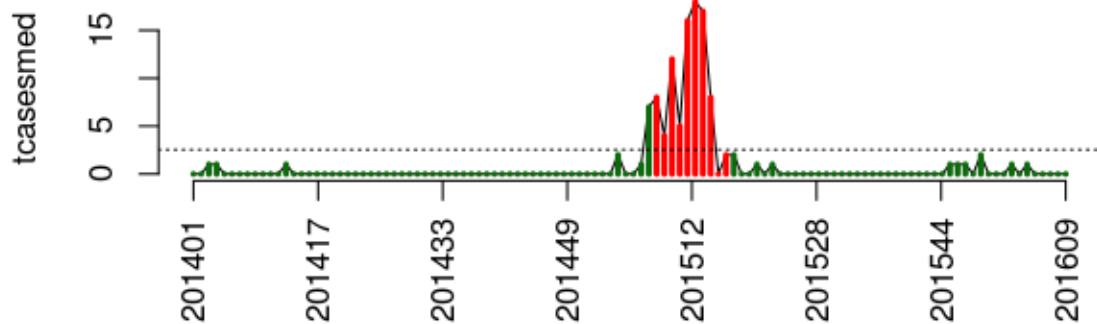
Iguatú



Histórico

SE	tweet	temp	casos	casos.esp	maxcasos	p(Rt1)	inc	nivel	cor
201606	0	22	0	0	0	0	0	2	amarelo
201607	0	NA	1	1	1	0.89	43.48	2	amarelo
201608	0	NA	1	1	1	0.79	43.48	2	amarelo
201609	0	NA	2	2	2	0.82	86.96	1	verde

Iracema do Oeste

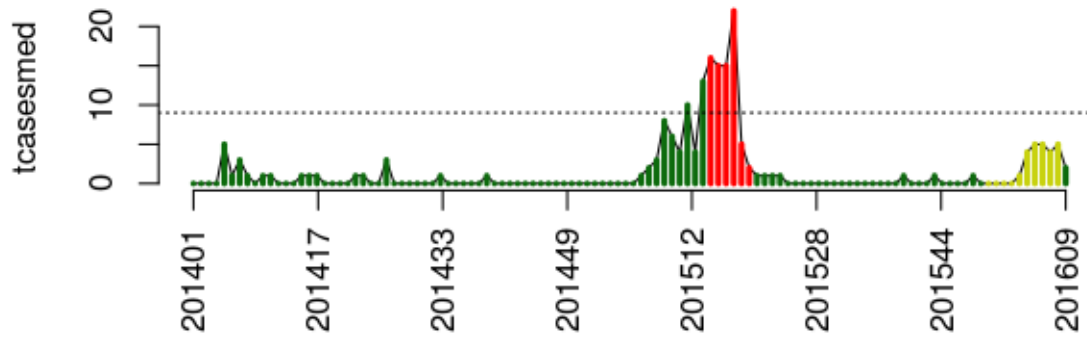


Histórico

SE	tweet	temp	casos	casos.esp	maxcasos	p(Rt1)	inc	nivel	cor
201606	0	22	0	0	0	0	0	1	verde
201607	0	NA	0	0	0	0	0	1	verde
201608	0	NA	0	0	0	0	0	1	verde
201609	1	NA	0	0	0	0	0	1	verde

volta

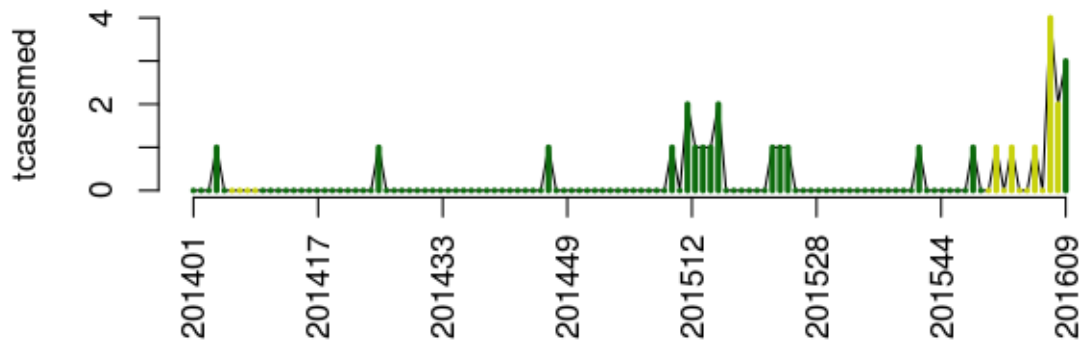
Jesuítas



Histórico

SE	tweet	temp	casos	casos.esp	maxcasos	p(Rt1)	inc	nivel	cor
201606	0	22	5	5	5	0.75	55.45	2	amarelo
201607	0	NA	4	4	4	0.47	44.36	2	amarelo
201608	0	NA	5	5	6	0.56	55.45	2	amarelo
201609	0	NA	2	2	2	0.16	22.18	1	verde

Lindoeste

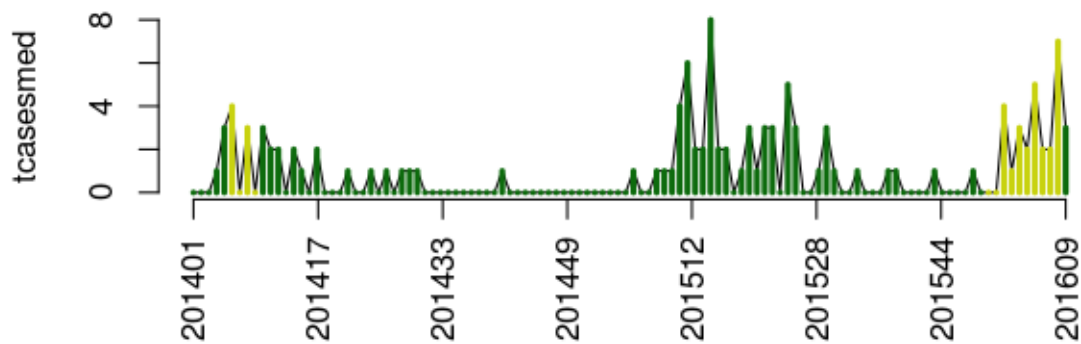


Histórico

SE	tweet	temp	casos	casos.esp	maxcasos	p(Rt1)	inc	nivel	cor
201606	0	22	0	0	0	0	0	2	amarelo
201607	0	NA	4	4	4	0.97	76.23	2	amarelo
201608	0	NA	2	2	2	0.66	38.12	2	amarelo
201609	0	NA	3	3	4	0.66	57.18	1	verde

volta

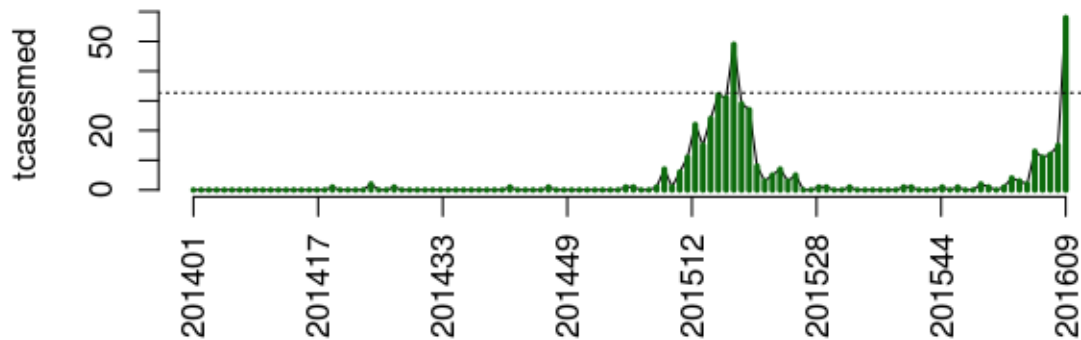
Nova Aurora



Histórico

SE	tweet	temp	casos	casos.esp	maxcasos	p(Rt1)	inc	nivel	cor
201606	0	22	2	2	2	0.34	17.15	2	amarelo
201607	0	NA	2	2	2	0.31	17.15	2	amarelo
201608	0	NA	6	7	7	0.9	60.04	2	amarelo
201609	0	NA	3	3	4	0.42	25.73	1	verde

Quedas do Iguaçu

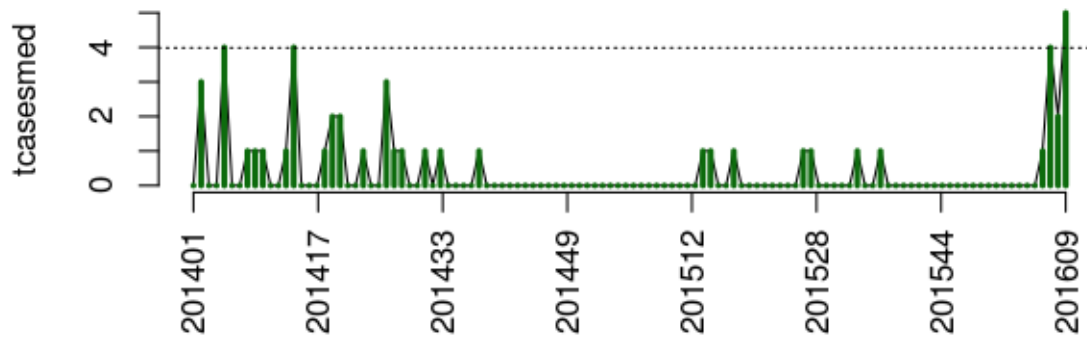


Histórico

SE	tweet	temp	casos	casos.esp	maxcasos	p(Rt1)	inc	nivel	cor
201606	0	22	11	11	12	0.91	33.65	1	verde
201607	2	NA	11	12	12	0.77	36.71	1	verde
201608	0	NA	13	15	16	0.79	45.88	1	verde
201609	1	NA	38	58	60	1	177.4	1	verde

volta

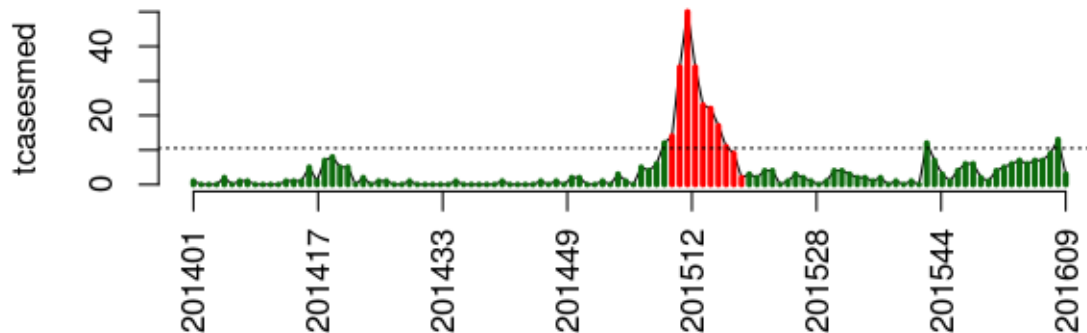
Santa Lúcia



Histórico

SE	tweet	temp	casos	casos.esp	maxcasos	p(Rt1)	inc	nivel	cor
201606	0	22	1	1	1	0.94	25.09	1	verde
201607	0	NA	4	4	4	0.97	100.4	1	verde
201608	0	NA	2	2	2	0.63	50.18	1	verde
201609	0	NA	4	5	5	0.84	125.4	1	verde

Santa Tereza do Oeste

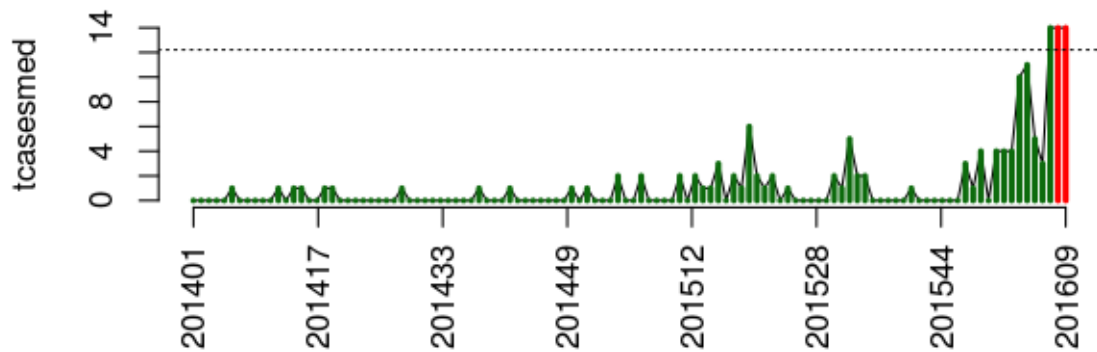


Histórico

SE	tweet	temp	casos	casos.esp	maxcasos	p(Rt1)	inc	nivel	cor
201606	0	22	7	7	7	0.56	66.49	1	verde
201607	0	NA	9	9	10	0.72	85.49	1	verde
201608	0	NA	11	13	13	0.88	123.5	1	verde
201609	0	NA	3	3	4	0.04	28.5	1	verde

volta

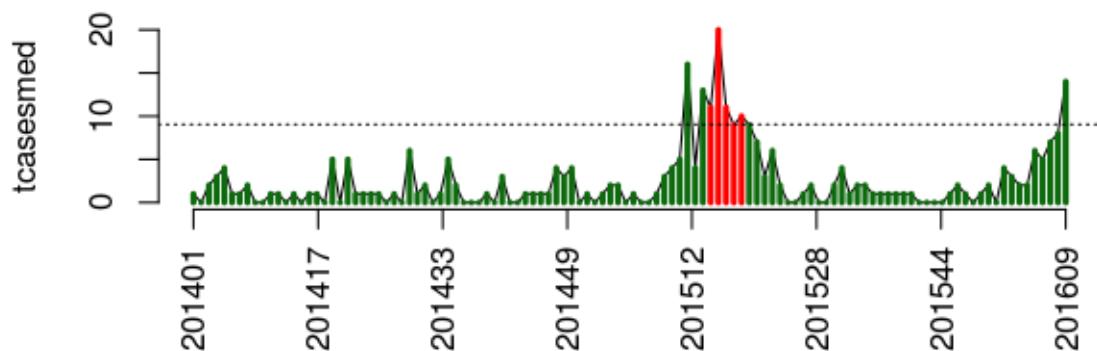
Três Barras do Paraná



Histórico

SE	tweet	temp	casos	casos.esp	maxcasos	p(Rt1)	inc	nivel	cor
201606	0	22	3	3	3	0.06	24.57	1	verde
201607	0	NA	13	14	14	0.94	114.6	1	verde
201608	0	NA	12	14	14	0.92	114.6	4	vermelho
201609	0	NA	10	14	15	0.77	114.6	4	vermelho

Vera Cruz do Oeste



Histórico

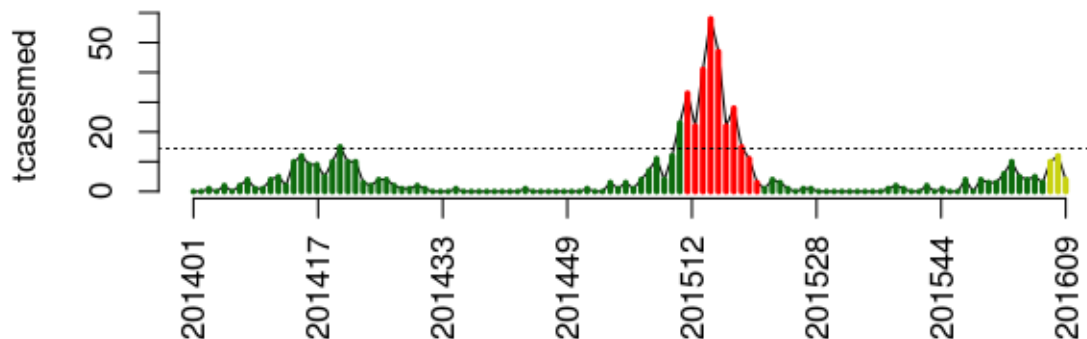
SE	tweet	temp	casos	casos.esp	maxcasos	p(Rt1)	inc	nivel	cor
201606	0	22	5	5	5	0.74	55.32	1	verde
201607	0	NA	7	7	7	0.79	77.45	1	verde
201608	0	NA	7	8	8	0.75	88.52	1	verde
201609	0	NA	10	14	15	0.94	154.9	1	verde

volta

R.S.11-Campo Mourão

Altamira do Paraná, Ararauna, Brabosa Ferraz, Boa Esperança, Campina da Lagoa, Campo Mourão, Corumbataí do Sul, Engenheiro Beltrão, Farol, Fênix, Goioerê, Iretama, Janiópolis, Juranda, Luiziana, Mamborê, Moreira Sales, Nova Cantu, Peabiru, Quarto Centenário, Quinta do Sol, Rancho Alegre D'Oeste, Roncador, Terra Boa, Ubitatã

Altamira do Paraná

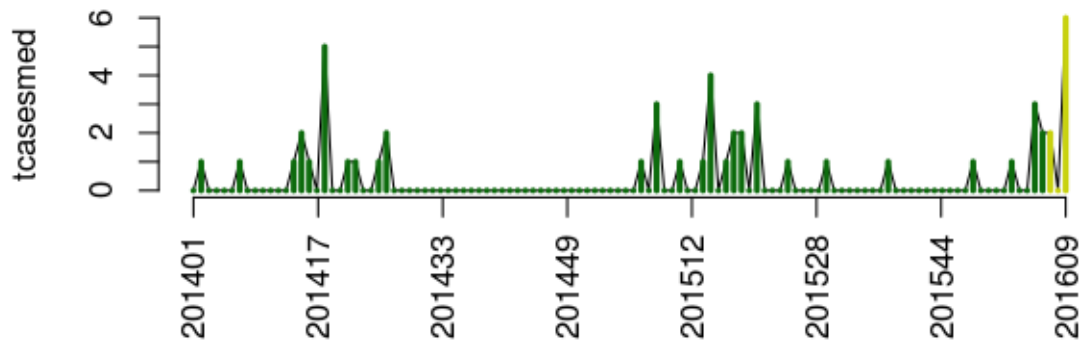


Histórico

SE	tweet	temp	casos	casos.esp	maxcasos	p(Rt1)	inc	nivel	cor
201606	0	22.5	3	3	3	0.24	20.79	1	verde
201607	0	23.43	10	10	11	0.92	69.31	2	amarelo
201608	0	21.43	11	12	13	0.93	83.18	2	amarelo
201609	0	19.71	4	4	5	0.13	27.73	2	amarelo

volta

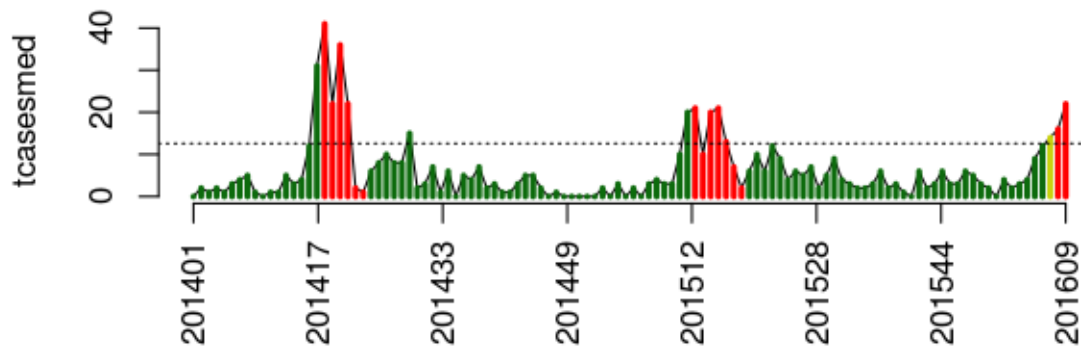
Araruna



Histórico

SE	tweet	temp	casos	casos.esp	maxcasos	p(Rt1)	inc	nivel	cor
201606	0	22.5	2	2	2	0.76	14.32	1	verde
201607	0	23.43	2	2	2	0.58	14.32	2	amarelo
201608	2	21.43	0	0	0	0	0	2	amarelo
201609	0	19.71	4	6	7	0.94	42.95	2	amarelo

Barbosa Ferraz

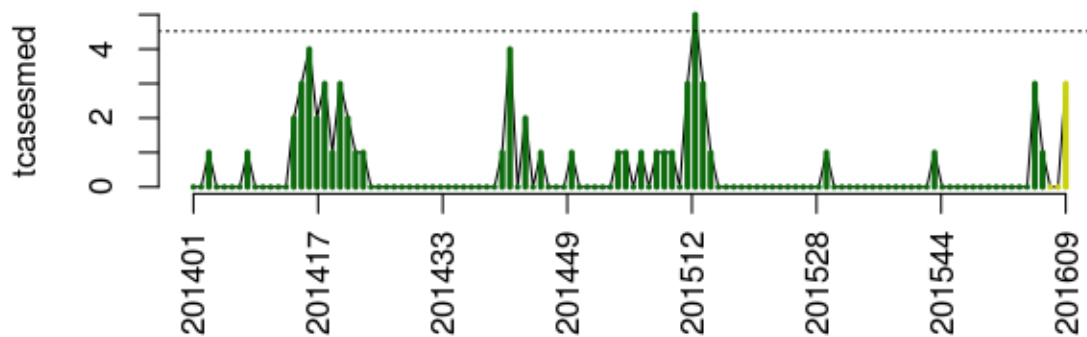


Histórico

SE	tweet	temp	casos	casos.esp	maxcasos	p(Rt1)	inc	nivel	cor
201606	0	22.5	10	12	12	0.95	95.37	1	verde
201607	1	23.43	11	14	15	0.9	111.3	2	amarelo
201608	0	21.43	11	16	17	0.83	127.2	4	vermelho
201609	0	19.71	12	22	24	0.92	174.8	4	vermelho

volta

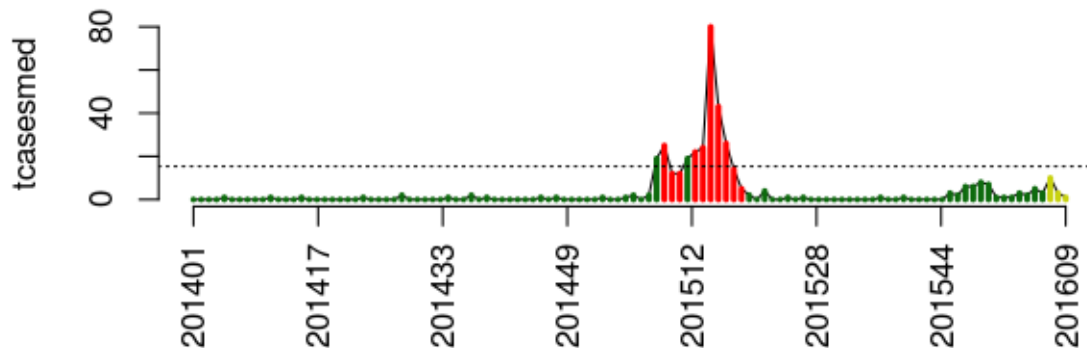
Boa Esperança



Histórico

SE	tweet	temp	casos	casos.esp	maxcasos	p(Rt1)	inc	nivel	cor
201606	0	22.5	1	1	1	0.58	22.13	1	verde
201607	0	23.43	0	0	0	0	0	2	amarelo
201608	0	21.43	0	0	0	0	0	2	amarelo
201609	0	19.71	2	3	3	0.92	66.4	2	amarelo

Campina da Lagoa

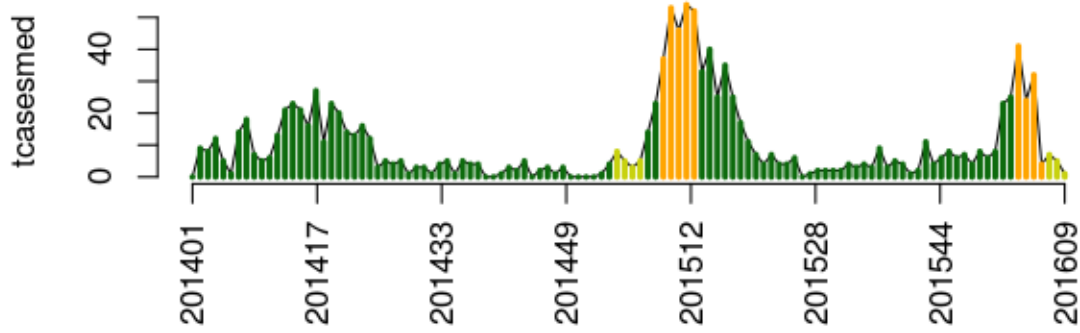


Histórico

SE	tweet	temp	casos	casos.esp	maxcasos	p(Rt1)	inc	nivel	cor
201606	0	22.5	3	3	3	0.52	19.54	1	verde
201607	0	23.43	8	10	10	0.96	65.13	2	amarelo
201608	0	21.43	3	3	4	0.23	19.54	2	amarelo
201609	0	19.71	1	1	1	0.03	6.513	2	amarelo

volta

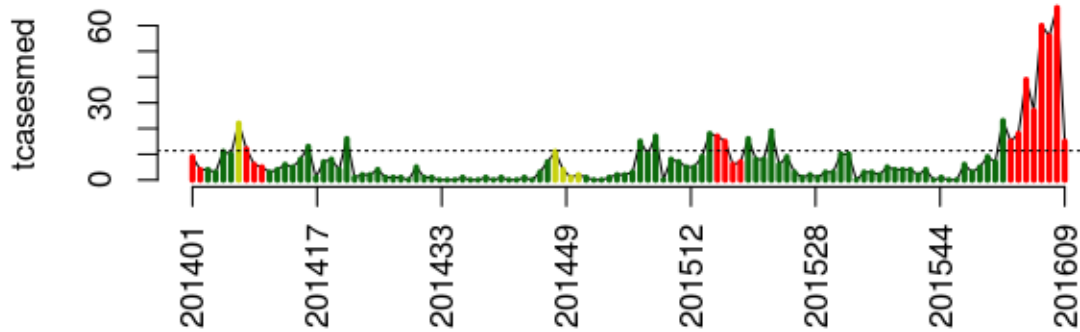
Campo Mourão



Histórico

SE	tweet	temp	casos	casos.esp	maxcasos	p(Rt1)	inc	nivel	cor
201606	4	22.5	4	4	4	0	4.334	3	laranja
201607	3	23.43	6	7	8	0	7.584	2	amarelo
201608	1	21.43	4	5	5	0.02	5.417	2	amarelo
201609	2	19.71	1	1	1	0.01	1.083	2	amarelo

Corumbataí do Sul

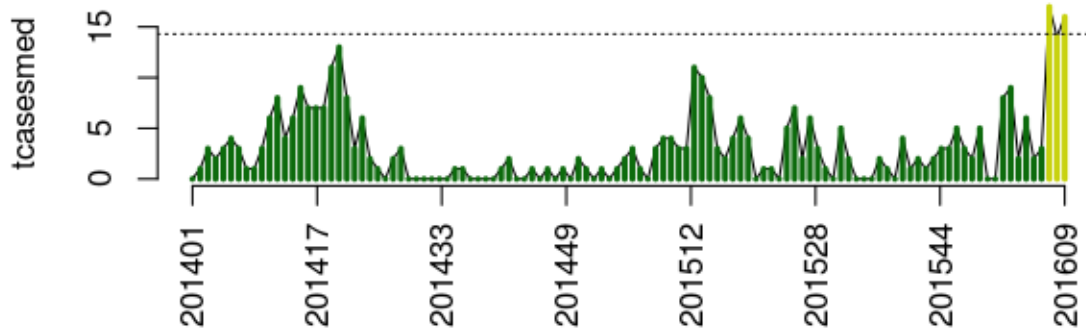


Histórico

SE	tweet	temp	casos	casos.esp	maxcasos	p(Rt1)	inc	nivel	cor
201606	0	21	48	60	61	1	528.8	4	vermelho
201607	0	22.57	42	56	58	0.96	493.6	4	vermelho
201608	0	21.57	45	67	70	0.96	590.5	4	vermelho
201609	0	19.86	9	15	16	0	132.2	4	vermelho

volta

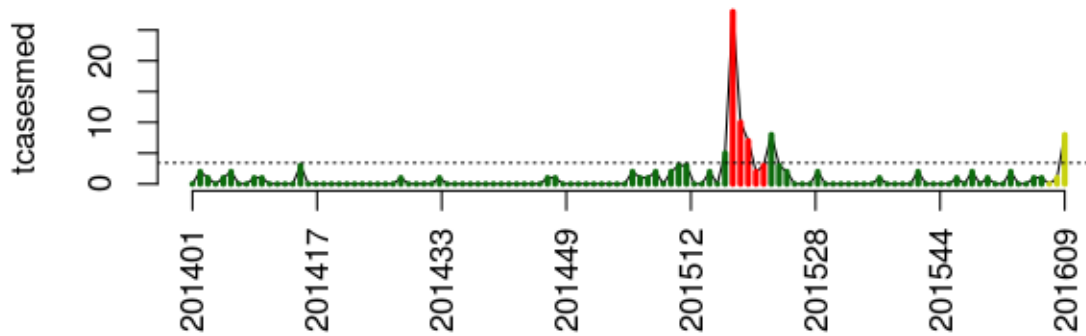
Engenheiro Beltrão



Histórico

SE	tweet	temp	casos	casos.esp	maxcasos	p(Rt1)	inc	nivel	cor
201606	2	22.5	3	3	3	0.34	20.97	1	verde
201607	1	23.43	13	17	18	1	118.9	2	amarelo
201608	2	21.43	10	14	15	0.94	97.88	2	amarelo
201609	0	19.71	9	16	17	0.82	111.9	2	amarelo

Farol

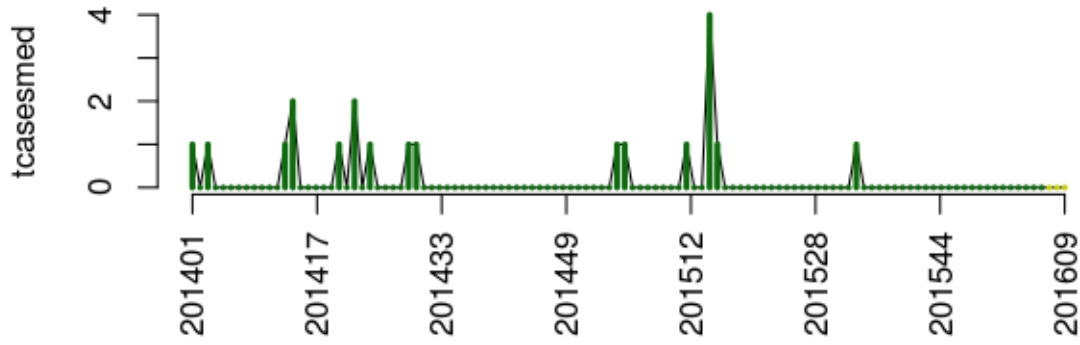


Histórico

SE	tweet	temp	casos	casos.esp	maxcasos	p(Rt1)	inc	nivel	cor
201606	0	22.5	1	1	1	0.72	29.22	1	verde
201607	0	23.43	0	0	0	0	0	2	amarelo
201608	0	21.43	1	1	1	0.64	29.22	2	amarelo
201609	0	19.71	5	8	9	0.99	233.8	2	amarelo

volta

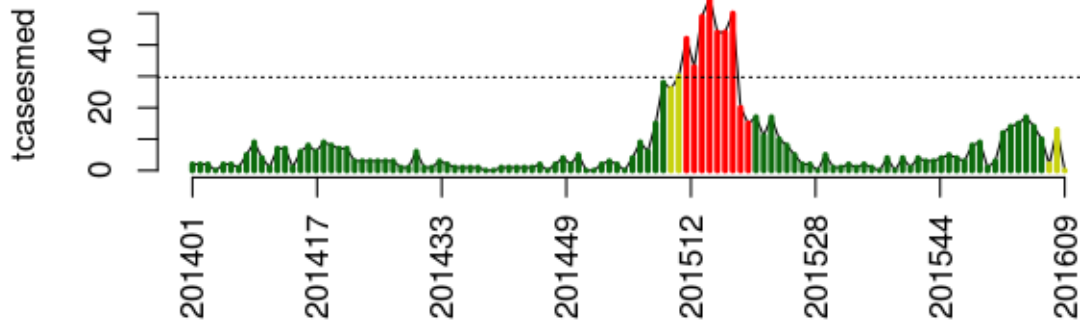
Fênix



Histórico

SE	tweet	temp	casos	casos.esp	maxcasos	p(Rt1)	inc	nivel	cor
201606	0	22.5	0	0	0	0	0	1	verde
201607	0	23.43	0	0	0	0	0	2	amarelo
201608	0	21.43	0	0	0	0	0	2	amarelo
201609	0	19.71	0	0	0	0	0	2	amarelo

Goioerê

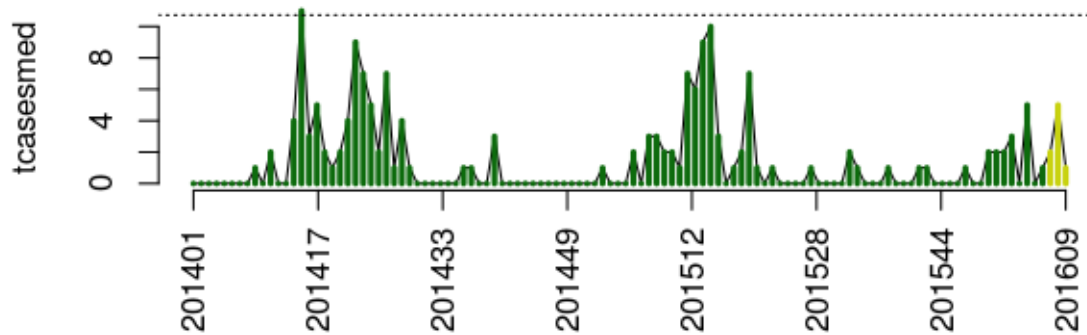


Histórico

SE	tweet	temp	casos	casos.esp	maxcasos	p(Rt1)	inc	nivel	cor
201606	1	22.5	9	10	11	0.17	33.65	1	verde
201607	0	23.43	2	2	2	0	6.729	2	amarelo
201608	0	21.43	9	13	14	0.75	43.74	2	amarelo
201609	0	19.71	0	0	0	0	0	2	amarelo

volta

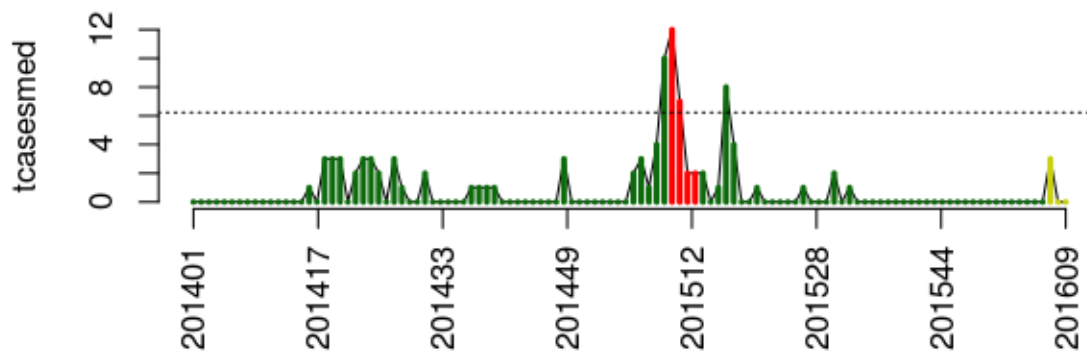
Iretama



Histórico

SE	tweet	temp	casos	casos.esp	maxcasos	p(Rt1)	inc	nivel	cor
201606	0	22.5	1	1	1	0.25	9.32	1	verde
201607	0	23.43	2	2	2	0.59	18.64	2	amarelo
201608	0	21.43	4	5	6	0.92	46.6	2	amarelo
201609	0	19.71	1	1	1	0.21	9.32	2	amarelo

Janiópolis

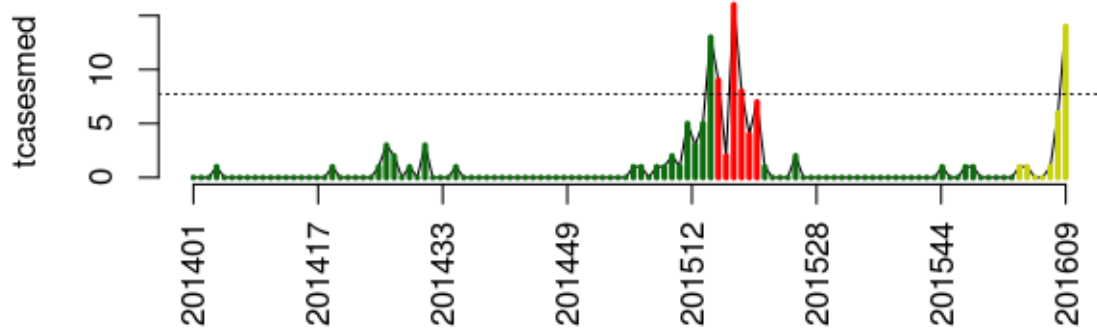


Histórico

SE	tweet	temp	casos	casos.esp	maxcasos	p(Rt1)	inc	nivel	cor
201606	0	22.5	0	0	0	0	0	1	verde
201607	0	23.43	3	3	3	0.98	48.19	2	amarelo
201608	0	21.43	0	0	0	0	0	2	amarelo
201609	0	19.71	0	0	0	0	0	2	amarelo

volta

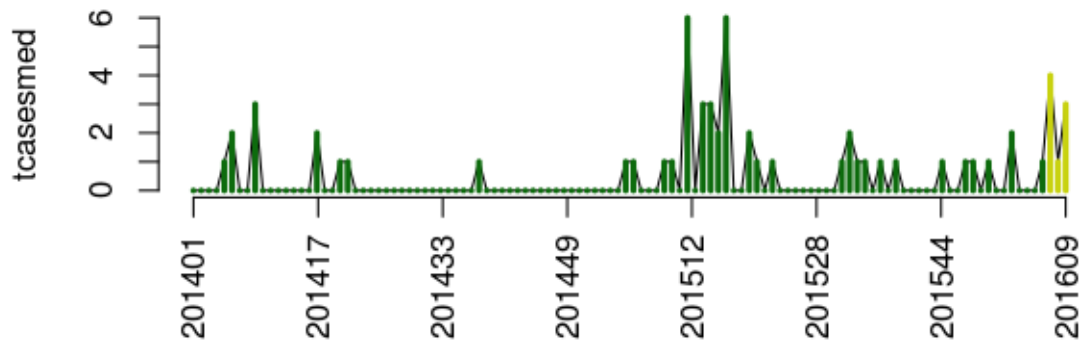
Juranda



Histórico

SE	tweet	temp	casos	casos.esp	maxcasos	p(Rt1)	inc	nivel	cor
201606	0	22.5	0	0	0	0	0	2	amarelo
201607	0	23.43	1	1	1	0.76	12.94	2	amarelo
201608	0	21.43	5	6	7	0.99	77.66	2	amarelo
201609	0	19.71	8	14	15	1	181.2	2	amarelo

Luiziana

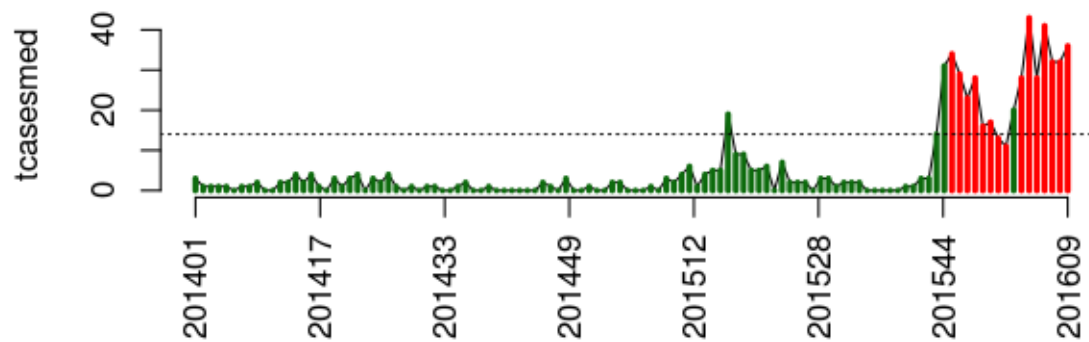


Histórico

SE	tweet	temp	casos	casos.esp	maxcasos	p(Rt1)	inc	nivel	cor
201606	0	22.5	1	1	1	0.84	13.37	1	verde
201607	0	23.43	4	4	5	0.97	53.48	2	amarelo
201608	0	21.43	1	1	1	0.39	13.37	2	amarelo
201609	0	19.71	2	3	3	0.68	40.11	2	amarelo

volta

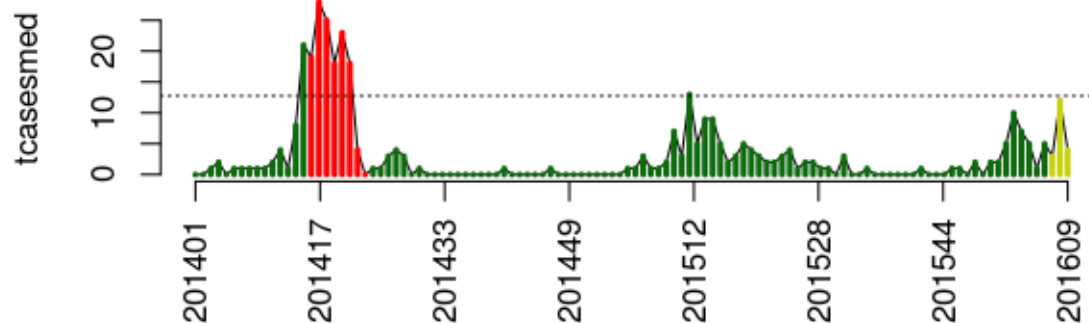
Mamborê



Histórico

SE	tweet	temp	casos	casos.esp	maxcasos	p(Rt1)	inc	nivel	cor
201606	0	22.5	32	41	42	0.84	292.5	4	vermelho
201607	0	23.43	24	32	34	0.39	228.3	4	vermelho
201608	0	21.43	21	32	34	0.38	228.3	4	vermelho
201609	4	19.71	19	36	38	0.61	256.8	4	vermelho

Moreira Sales

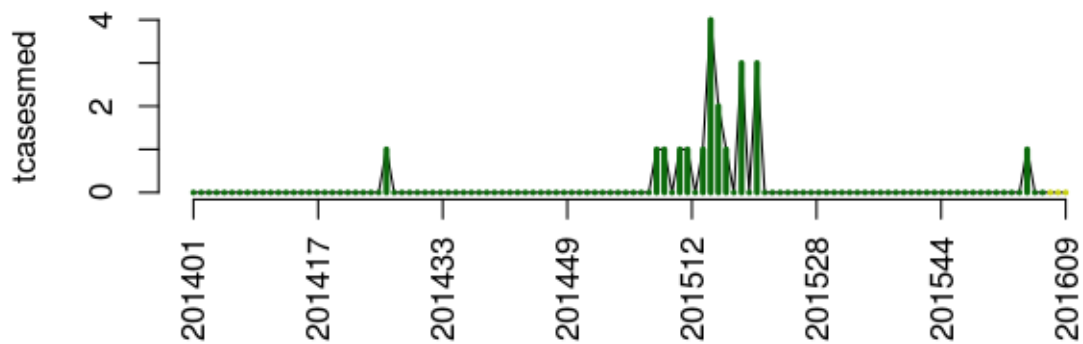


Histórico

SE	tweet	temp	casos	casos.esp	maxcasos	p(Rt1)	inc	nivel	cor
201606	1	22.5	5	5	6	0.52	39.2	1	verde
201607	0	23.43	3	3	3	0.39	23.52	2	amarelo
201608	0	21.43	9	12	13	0.98	94.09	2	amarelo
201609	0	19.71	3	4	5	0.31	31.36	2	amarelo

volta

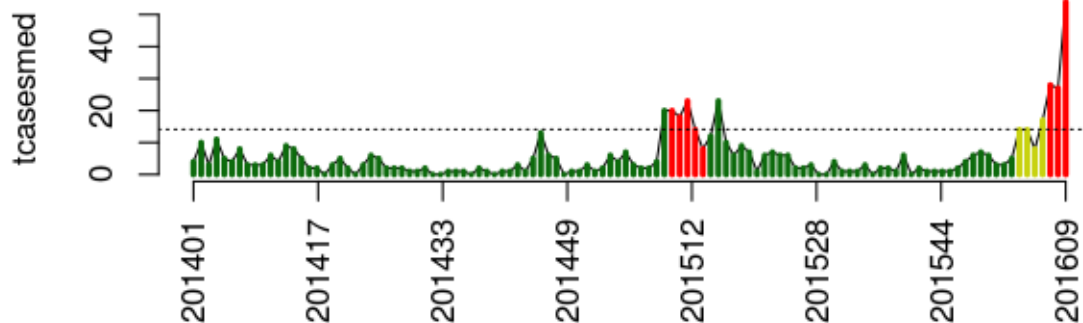
Nova Cantu



Histórico

SE	tweet	temp	casos	casos.esp	maxcasos	p(Rt1)	inc	nivel	cor
201606	0	22.5	0	0	0	0	0	1	verde
201607	0	23.43	0	0	0	0	0	2	amarelo
201608	0	21.43	0	0	0	0	0	2	amarelo
201609	0	19.71	0	0	0	0	0	2	amarelo

Peabiru

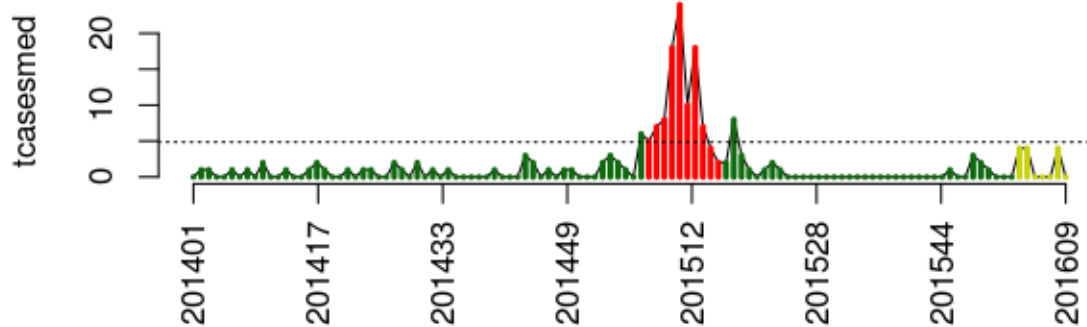


Histórico

SE	tweet	temp	casos	casos.esp	maxcasos	p(Rt1)	inc	nivel	cor
201606	0	22.5	14	17	18	0.84	120.4	2	amarelo
201607	1	23.43	21	28	29	0.99	198.4	4	vermelho
201608	0	21.43	18	27	28	0.92	191.3	4	vermelho
201609	0	19.71	28	54	57	1	382.5	4	vermelho

volta

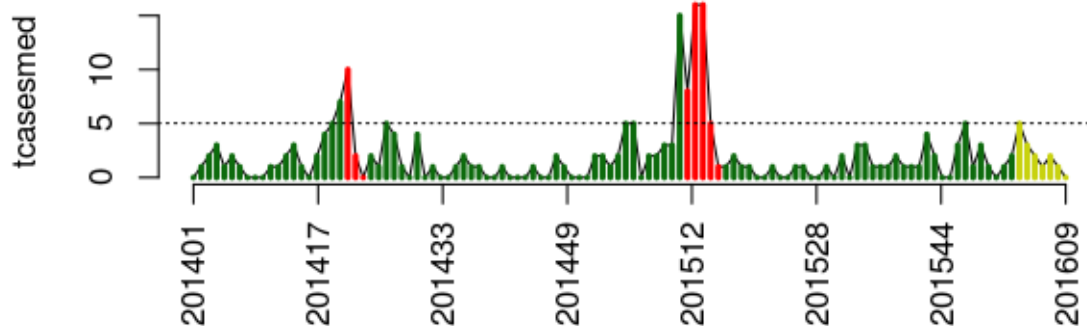
Quarto Centenário



Histórico

SE	tweet	temp	casos	casos.esp	maxcasos	p(Rt1)	inc	nivel	cor
201606	0	22.5	0	0	0	0	0	2	amarelo
201607	0	23.43	0	0	0	0	0	2	amarelo
201608	0	21.43	3	4	4	0.96	82.39	2	amarelo
201609	0	19.71	0	0	0	0	0	2	amarelo

Quinta do Sol

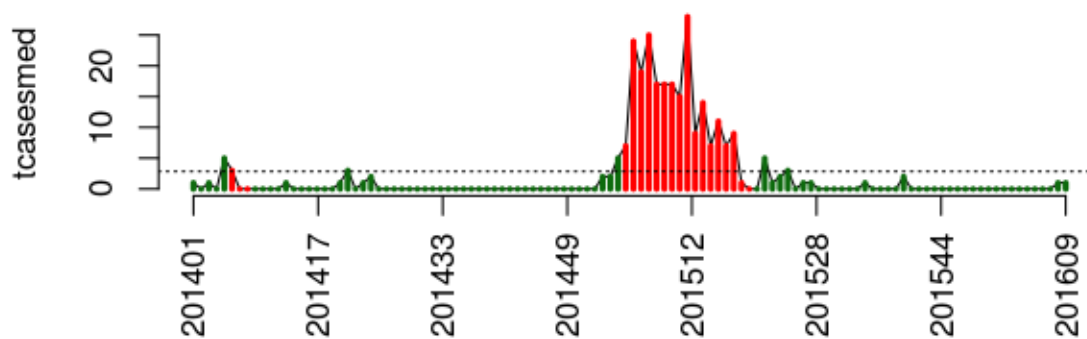


Histórico

SE	tweet	temp	casos	casos.esp	maxcasos	p(Rt1)	inc	nivel	cor
201606	0	22.5	1	1	1	0.13	19.88	2	amarelo
201607	0	23.43	2	2	2	0.45	39.76	2	amarelo
201608	0	21.43	1	1	1	0.31	19.88	2	amarelo
201609	0	19.71	0	0	0	0	0	2	amarelo

volta

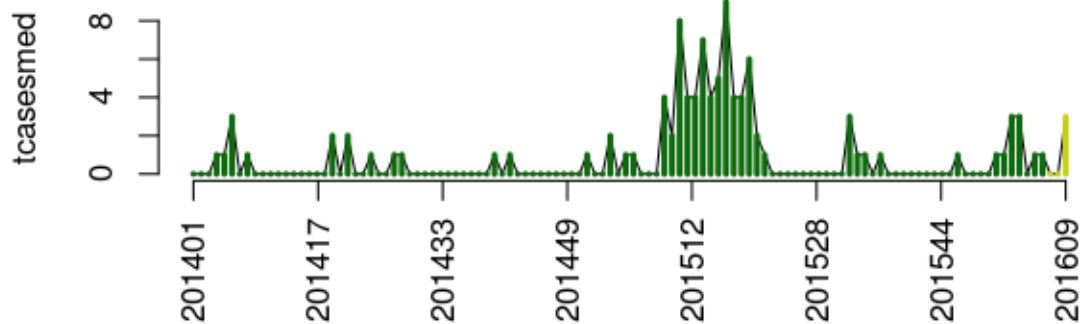
Rancho Alegre D'Oeste



Histórico

SE	tweet	temp	casos	casos.esp	maxcasos	p(Rt1)	inc	nivel	cor
201606	0	16.5	0	0	0	0	0	1	verde
201607	0	19.71	0	0	0	0	0	1	verde
201608	0	19.57	1	1	1	0.94	35.09	1	verde
201609	0	16.67	1	1	1	0.8	35.09	1	verde

Roncador

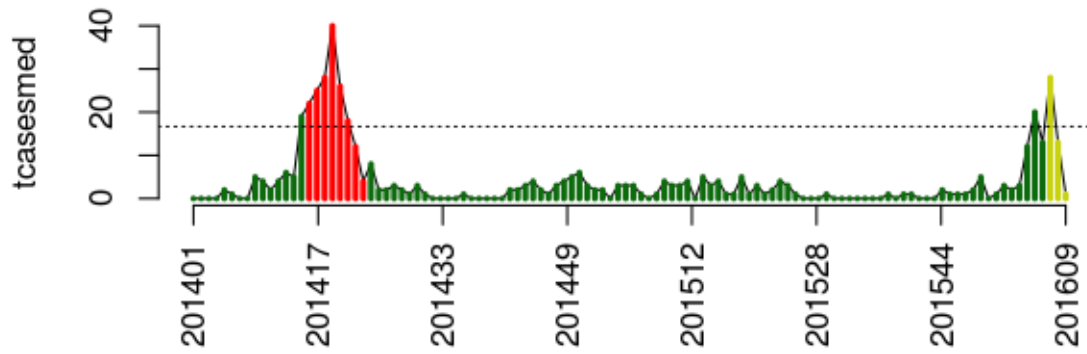


Histórico

SE	tweet	temp	casos	casos.esp	maxcasos	p(Rt1)	inc	nivel	cor
201606	0	22.5	1	1	1	0.41	8.919	1	verde
201607	0	23.43	0	0	0	0	0	2	amarelo
201608	0	21.43	0	0	0	0	0	2	amarelo
201609	0	19.71	2	3	3	0.94	26.76	2	amarelo

volta

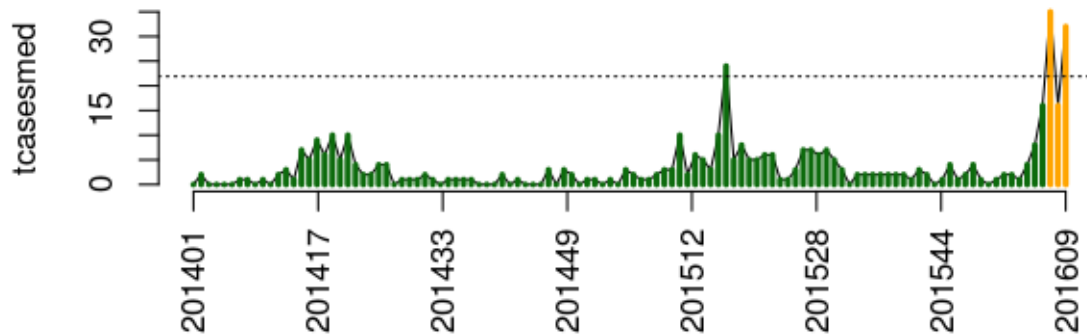
Terra Boa



Histórico

SE	tweet	temp	casos	casos.esp	maxcasos	p(Rt1)	inc	nivel	cor
201606	0	22.5	11	13	14	0.69	77.97	1	verde
201607	0	23.43	21	28	30	0.98	167.9	2	amarelo
201608	1	21.43	9	13	14	0.19	77.97	2	amarelo
201609	0	19.71	1	1	1	0	5.997	2	amarelo

Ubiratã



Histórico

SE	tweet	temp	casos	casos.esp	maxcasos	p(Rt1)	inc	nivel	cor
201606	0	22.5	13	16	16	0.99	73.01	1	verde
201607	0	23.43	26	35	37	1	159.7	3	laranja
201608	15	21.43	11	16	17	0.42	73.01	3	laranja
201609	0	19.71	17	32	33	0.9	146	3	laranja

volta

Notas

- Os dados do sinan mais recentes ainda não foram totalmente digitados. Estimamos o número esperado de casos notificados considerando o tempo até os casos serem digitados.
- Os dados de tweets são gerados pelo Observatório de Dengue (UFMG). Os tweets são processados para exclusão de informes e outros temas relacionados a dengue
- Algumas vezes, os casos da última semana ainda não estão disponíveis, nesse caso, usa-se uma estimativa com base na tendência de variação da série

Créditos

Esse é um projeto desenvolvido em parceria pela Fiocruz, FGV, Estado e Prefeitura do Rio de Janeiro, com apoio da SVS/MS

Mais detalhes do projeto, ver: www.dengue.mat.br

volta